



New York City Council
Hon. Julie Menin, Speaker of the Council
Hon. Linda Lee, Chair Finance Committee
Hon. Gale Brewer, Chair, Governmental Operations, State and Federal Legislation Committee

Report on the Fiscal 2027 Executive Plan for the Committee on Finance and the Committee on Governmental Operations, State and Federal Legislation

Nathan Toth, Director
Jonathan Rosenberg, Managing Deputy Director
Chima Obichere, Deputy Director
Eisha Wright, Deputy Director
Paul Scimone, Deputy Director

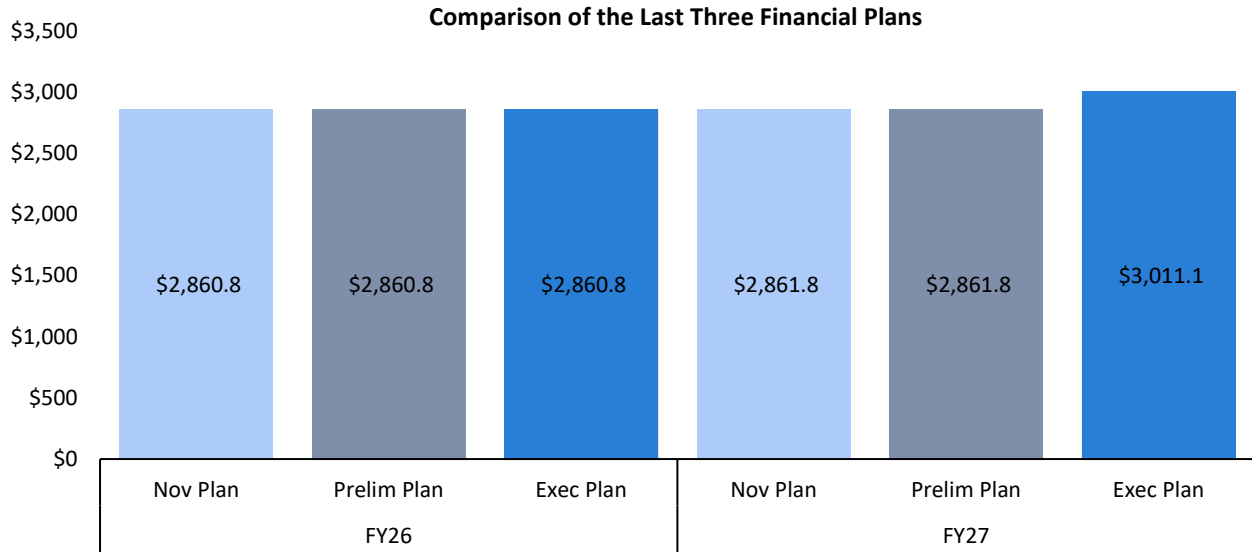
Prepared By:
Michael Sherman, Principal Financial Analyst
Jack Storey, Assistant Director

Fiscal 2027 Executive Plan

Conflicts of Interest Board Budget Overview

The Conflicts of Interest Board (COIB or the Board) is responsible for the administration of New York City's conflicts of interest law. COIB ensures that proper ethics are followed by New York City employees. The Board implements and interprets the Conflicts of Interest Provisions of Chapter 68 of the New York City Charter. This is accomplished through the training and education of City employees regarding ethical standards and through the issuance of advisory opinions to prospective, current, and former City employees. The Board processes complaints concerning alleged violations of the provisions of Chapter 68 as well as receiving and reviewing financial disclosure statements.

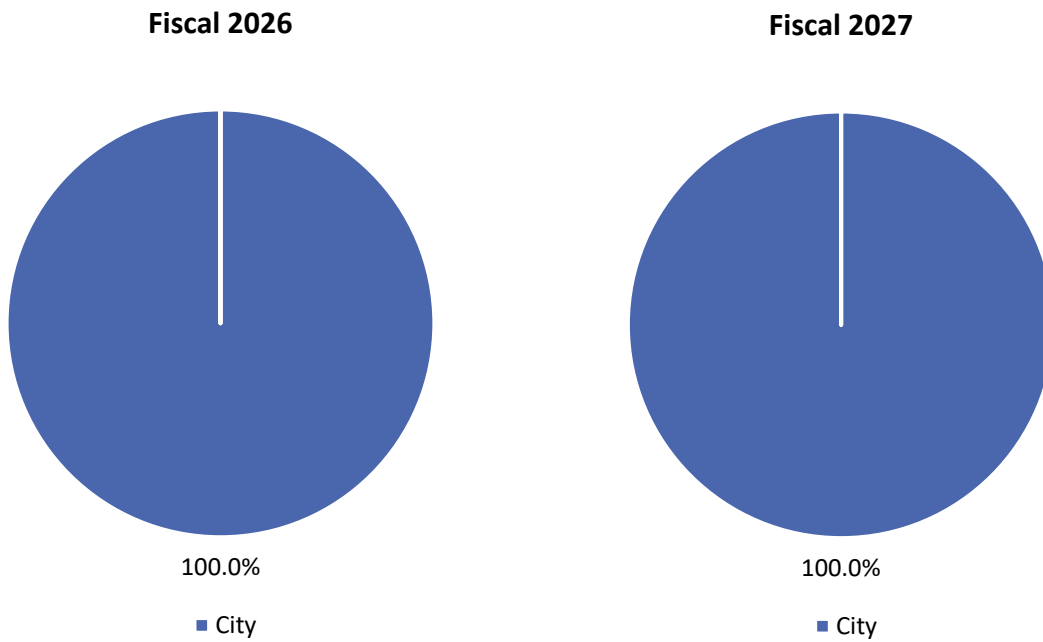
The Executive Financial Plan for Fiscal 2026-2030 (Executive Plan) includes a proposed Fiscal 2027 budget of \$3.0 million for COIB, \$149,000 (5.2 percent) more than its \$2.9 million Fiscal 2027 budget in the Preliminary Plan. COIB's Fiscal 2026 budget in the Executive Plan is unchanged from its \$2.9 million Fiscal 2026 budget in the Preliminary Plan. The current Fiscal 2027 budget is \$150,000 more than the \$2.9 million Fiscal 2026 budget at adoption.



Dollars in Thousands
 Source: New York City Office of Management and Budget

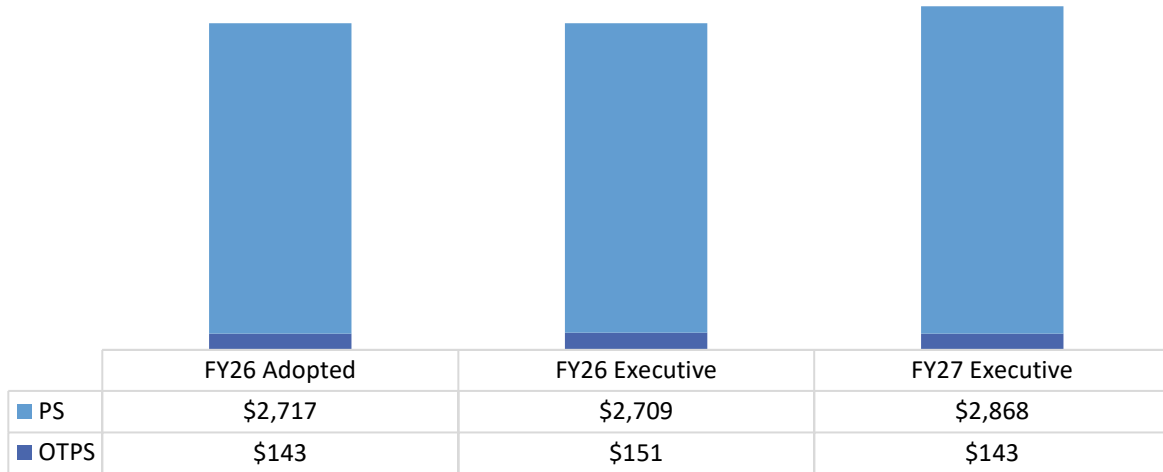
Budget by Funding Source

Fiscal 2027 City Funds: 100 percent



Source: New York City Office of Management and Budget

Personal Services (PS) and Other Than Personal Services (OTPS)



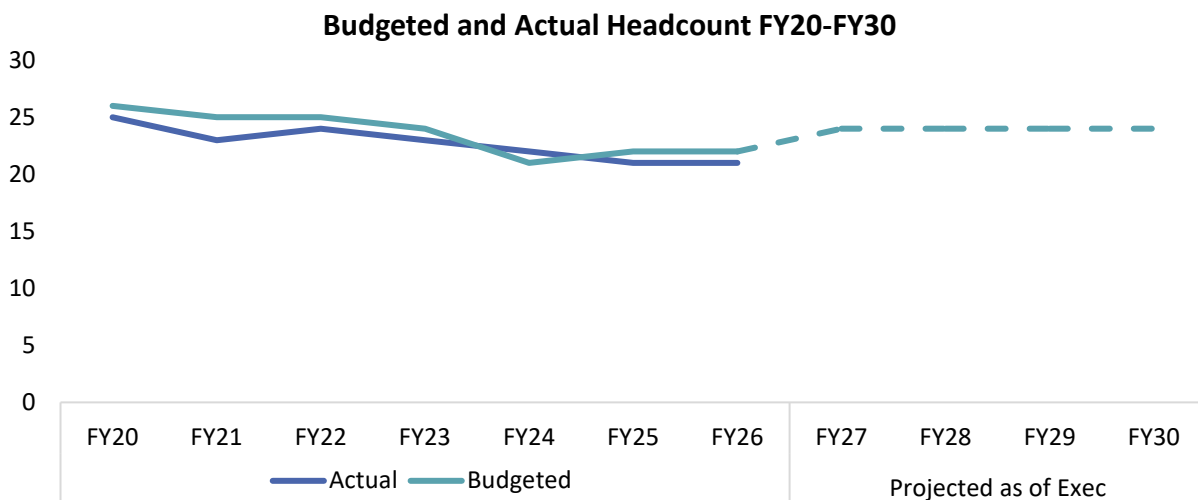
Dollars in Thousands

Source: New York City Office of Management and Budget

Headcount

Fiscal 2026 Budgeted Full-Time Positions: 22
Actual Headcount as of April 2026: 21

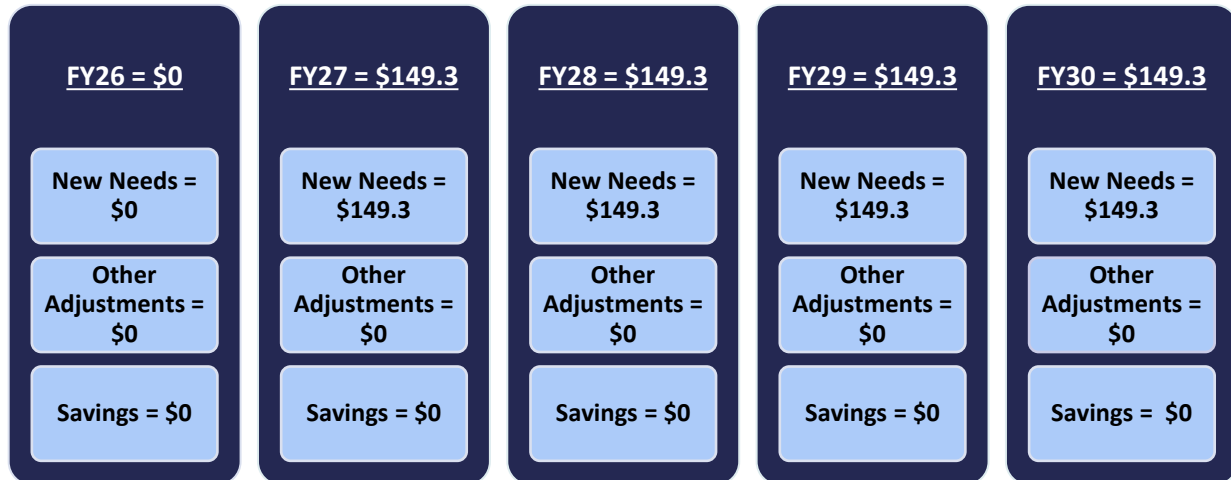
Fiscal 2027 Budgeted Full-Time Positions: 24
Vacancy Rate as of April 2026: 4.5 percent



Source: New York City Office of Management and Budget

Note: Budgeted and actual headcounts are as of the end of the fiscal year, except for Fiscal 2026 where budgeted headcount is as of the Executive Plan and actual headcount is as of April 2026.

Executive Plan Changes



Dollars in Thousands

Savings in this chart are the sum of all expense savings, from all revenue sources, including but not limited to, City, State, and federal savings. As some agency savings may be revenue actions or savings from non-City sources, this number will not necessarily equal the agency's Savings value.

Significant Executive Plan Changes

New Needs

- **Supplemental Staffing.** The Executive Plan includes an additional \$149,000 of City funding in Fiscal 2027 and the outyears for two new paralegal positions. According to COIB, the paralegals will primarily be assigned to their Annual Disclosure Unit as well as providing support in the Advice and Enforcement Unit.

Budget Actions in Executive Plan

<i>Dollars in Thousands</i>	FY26			FY27		
	City	Non-City	Total	City	Non-City	Total
COIB Budget as of the FY27 Preliminary Plan	\$2,861	\$0	\$2,861	\$2,862	\$0	\$2,862
Changes Introduced in the FY27 Executive Plan						
New Needs						
Supplemental Staffing	\$0	\$0	\$0	\$149	\$0	\$149
Subtotal, New Needs	\$0	\$0	\$0	\$149	\$0	\$149
TOTAL, All Changes in the FY27 Executive Plan	\$0	\$0	\$0	\$149	\$0	\$149
COIB Budget as of the Executive Plan	\$2,861	\$0	\$2,861	\$3,011	\$0	\$3,011

Source: New York City Office of Management and Budget

COIB Financial Summary

<i>Dollars in Thousands</i>	FY24	FY25	FY26	Executive Plan		*Difference
	Actual	Actual	Adopted	FY26	FY27	FY27 - FY26
Budget by Unit of Appropriation						
Personal Services	\$2,638	\$2,627	\$2,717	\$2,709	\$2,868	\$150
Other Than Personal Services	117	156	143	151	143	0
TOTAL	\$2,755	\$2,783	\$2,861	\$2,861	\$3,011	\$150
Funding						
City Funds	\$2,755	\$2,783	\$2,861	\$2,861	\$3,011	\$150
TOTAL	\$2,755	\$2,783	\$2,861	\$2,861	\$3,011	\$150
Budgeted Headcount						
Full-Time Positions - Civilian	22	21	22	22	24	2
TOTAL	22	21	22	22	24	2

*The difference of Fiscal 2027 Executive Budget compared to Fiscal 2026 Adopted Budget.

Source: New York City Office of Management and Budget