



**New York City Council**

Hon. Adrienne Adams, Speaker of the Council  
Hon. Lynn Schulman, Chair, Health Committee

**Report on the Fiscal 2026 Preliminary Plan and  
the Fiscal 2026 Preliminary Capital Commitment Plan for  
the Committee on Health**

Tanisha S. Edwards, Chief Financial Officer and Deputy Chief of Staff  
Richard Lee, Director  
Jonathan Rosenberg, Managing Deputy Director  
Chima Obichere, Deputy Director  
Eisha Wright, Deputy Director  
Paul Scimone, Deputy Director  
Elizabeth Hoffman, Assistant Director

Prepared By: Danielle Heifetz, Analyst  
Florentine Kabore, Unit Head

**Fiscal 2026 Preliminary Plan**

**FY25**      **FY26**

**Office of the Chief Medical Examiner Budget Overview**

\$14.8 million since Adopt.

\$13.1 million since Adopt.

The Preliminary Financial Plan for Fiscal 2025-2029 (Preliminary Plan) includes a proposed Fiscal 2026 budget of \$2.1 billion for the Department of Health and Mental Hygiene (DOHMH or Department), representing 1.8 percent of the City’s proposed \$114.5 billion Fiscal 2026 budget in the Preliminary Plan.



DOHMH’s budget is divided into three main program areas: Public Health, Mental Health, and Office of the Chief Medical Examiner (OCME). This report will focus on the Office of the Chief Medical Examiner, which has a proposed Fiscal 2026 budget of \$119.6 million, accounting for 5.6 percent of DOHMH’s total budget.

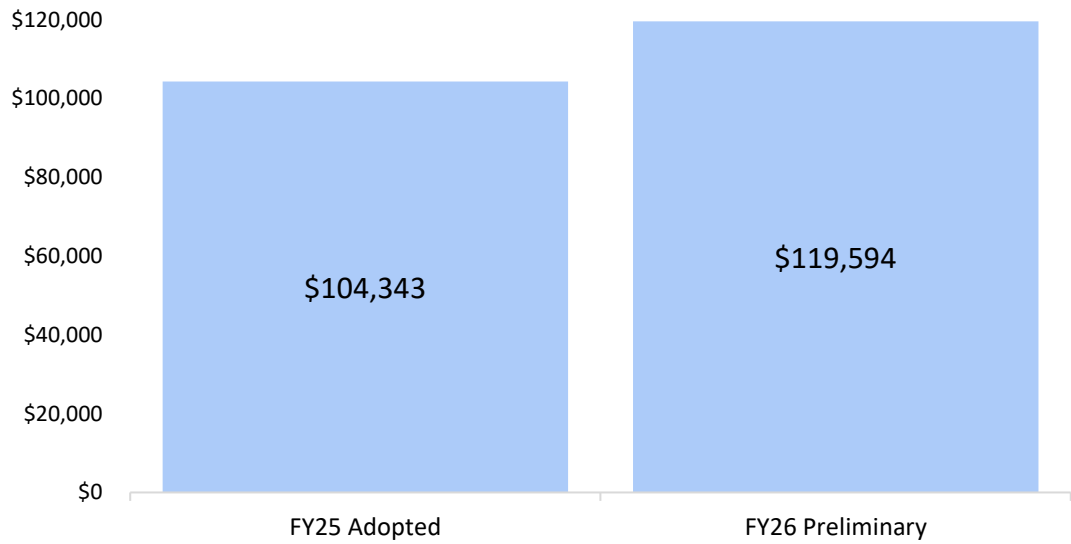
\$8.8 million since Nov.

\$13.1 million since Nov.

OCME’s Fiscal 2026 budget in the Preliminary Plan is \$13.1 million (10.9 percent) greater than its \$106.5 million Fiscal 2026 budget in the November Financial Plan. The Fiscal 2026 Preliminary Budget is \$15.2 million greater than the Fiscal 2025 Adopted Budget, as shown in the table.



### Difference between FY25 Adopted and FY26 Executive

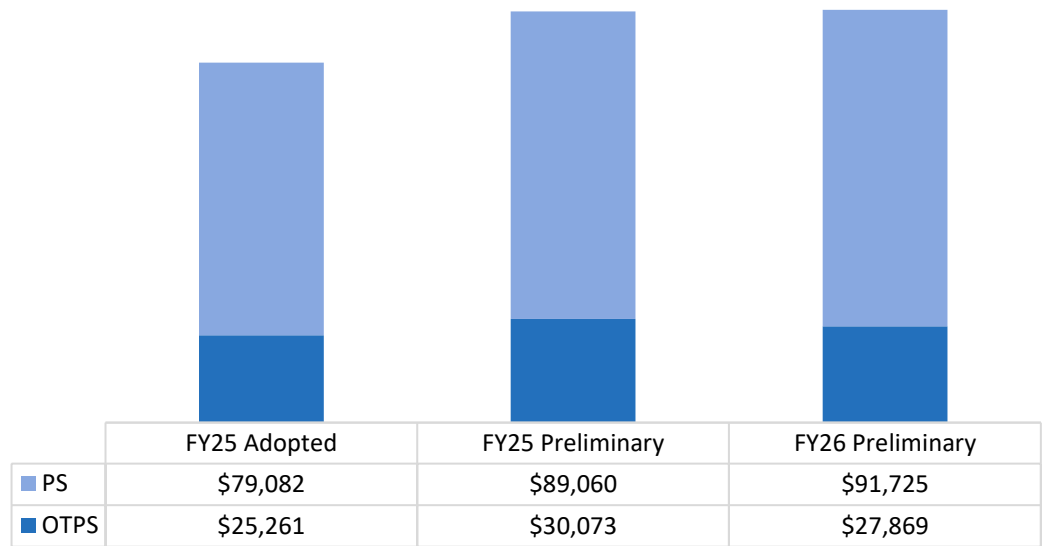


*Dollars in Thousands*  
 Source: New York City Office of Management and Budget

### PS and OTPS:

**PS:**  
**\$91.7 million**

**OTPS:**  
**\$27.9 million**



*Dollars in Thousands*  
 Source: New York City Office of Management and Budget

**OCME  
Financial  
Summary**

<i>Dollars in Thousands</i>	FY23	FY24	FY25	Preliminary Plan		*Difference
	Actual	Actual	Adopted	FY25	FY26	FY26-FY25
<b>Budget By Program Area</b>						
Office of Chief Medical Examiner	\$99,502	\$106,490	\$104,343	\$119,133	\$119,594	\$15,251
<b>TOTAL</b>	<b>\$99,502</b>	<b>\$106,490</b>	<b>\$104,343</b>	<b>\$119,133</b>	<b>\$119,594</b>	<b>\$15,251</b>
<b>Funding</b>						
City Funds			\$80,323	\$108,669	\$118,744	\$38,421
Federal - Other			23,170	7,052	0	(23,170)
Intra City			0	487	0	0
Other Categorical			850	1,865	850	0
State			0	1,060	0	0
<b>TOTAL</b>	<b>\$99,502</b>	<b>\$106,490</b>	<b>\$104,343</b>	<b>\$119,133</b>	<b>\$119,594</b>	<b>\$15,251</b>
<b>Budgeted Headcount</b>						
Full-Time Positions	691	698	753	842	836	83
<b>TOTAL</b>	<b>691</b>	<b>698</b>	<b>753</b>	<b>842</b>	<b>836</b>	<b>83</b>

*\*The difference of Fiscal 2026 Preliminary Budget compared to Fiscal 2025 Adopted Budget.  
Source: New York City Office of Management and Budget*

**OCME  
Contract  
Budget:**

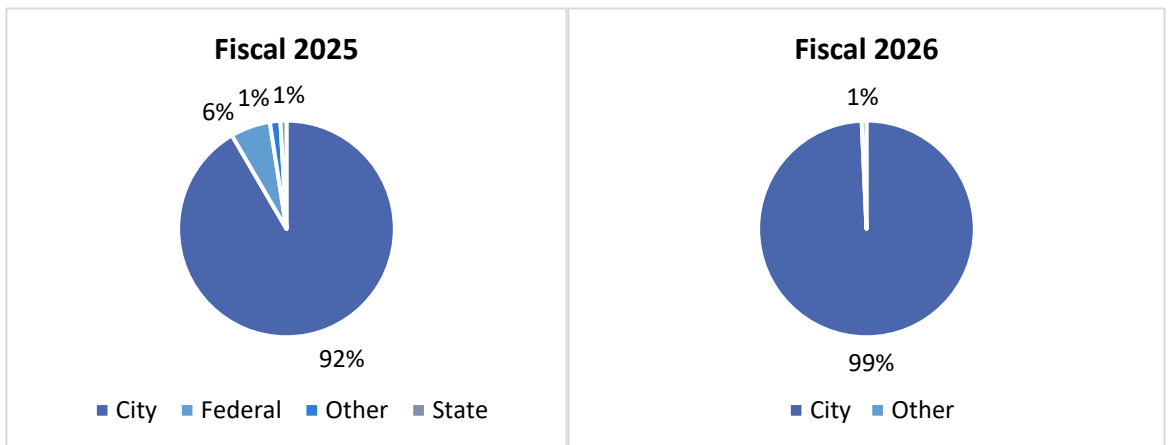
**FY26 Contract  
Budget:  
\$7.5 million**

**Number of  
Contracts in  
FY26: 29**

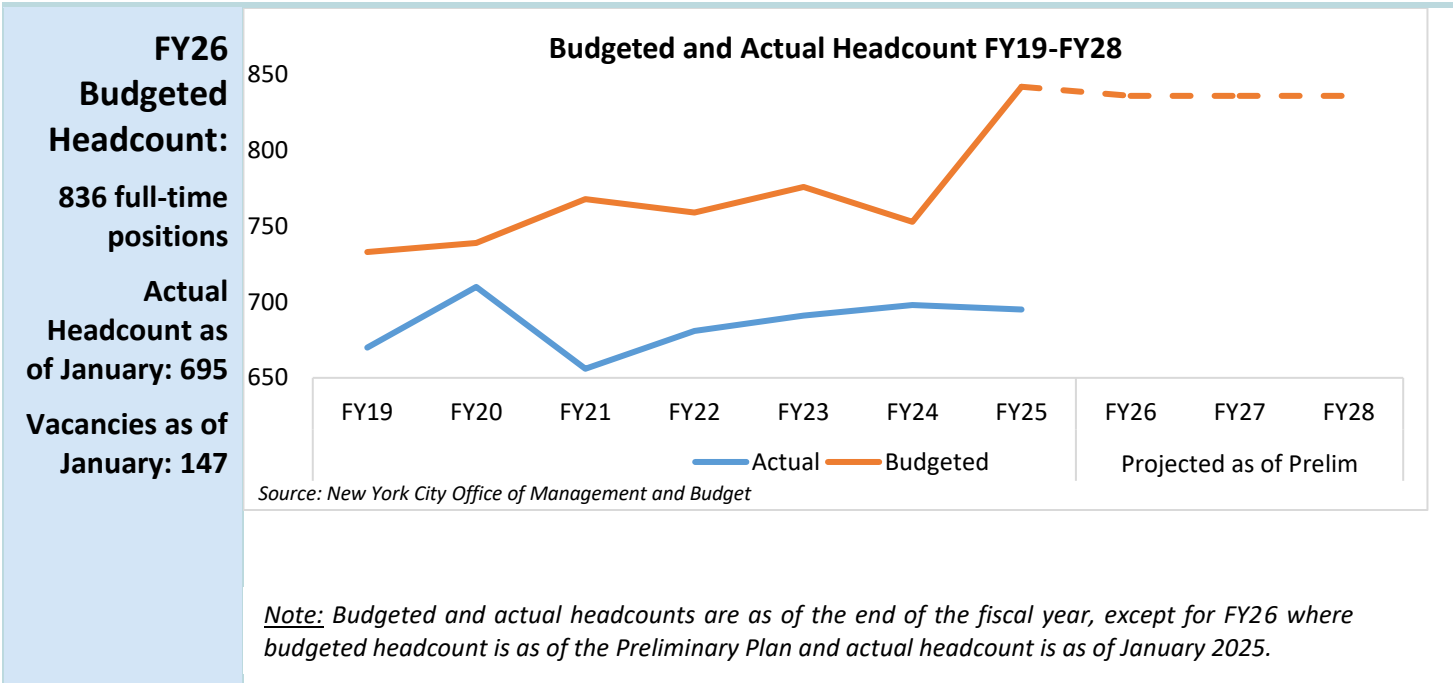
<i>Dollars in Thousands</i>				
Category	FY25 Adopted	Number of Contracts	FY26 Preliminary	Number of Contracts
Cleaning Services	\$239	1	\$239	1
Contractual Services - General	208	1	595	1
Data Processing Equipment Maintenance	292	1	292	1
Maintenance and Repairs - General	2,127	23	2,107	23
Prof. Services - Computer Services	351	1	351	1
Prof. Services - Other	105	1	40	1
Security Services	3,677	1	3,861	1
Telecommunications Maintenance	1	1	1	0
Training Program for City Employees	47	1	44	0
<b>TOTAL</b>	<b>\$7,048</b>	<b>31</b>	<b>\$7,531</b>	<b>29</b>

*Source: New York City Office of Management and Budget*

**OCME  
Budget by  
Funding  
Source**



*Source: New York City Office of Management and Budget*



### Preliminary Plan Changes

	FY25 = \$8.8	FY26 = \$13.1	FY27 = \$13.1	FY28 = \$13.1	FY29 = \$13.1
<b>New Needs</b>	\$3.9	\$11.3	\$11.3	\$11.3	\$11.3
<b>Other Adjustments</b>	\$4.9	\$1.8	\$1.8	\$1.8	\$1.8

*Dollars in Millions*  
*Savings in this chart are the sum of all expense savings, from all revenue sources, including but not limited to, City, State, and federal savings.*

**FY26 Changes in Preliminary Plan:**  
**Total: \$13.1 million**  
**New Needs: \$11.1 million**

### Significant Preliminary Plan Changes

#### New Needs

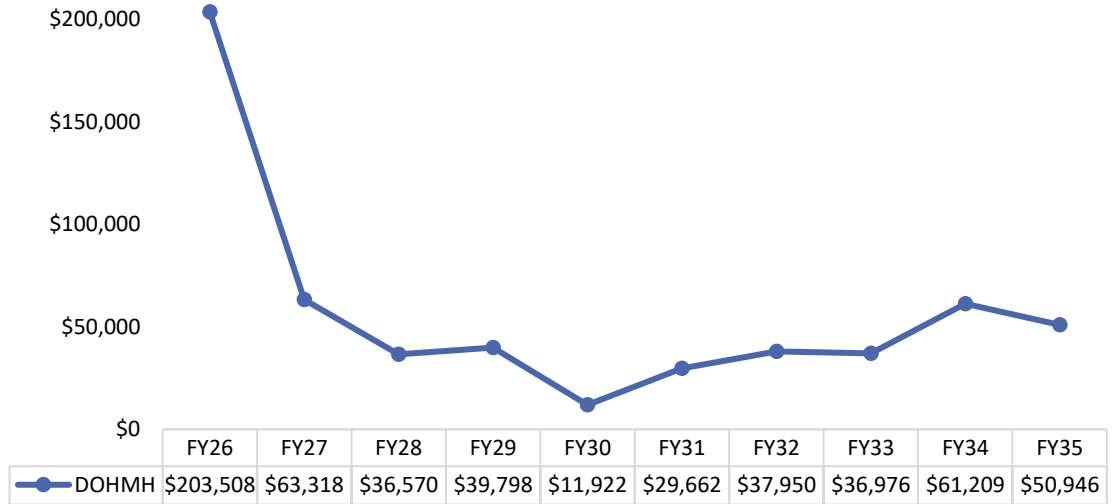
- OCME Staffing.** The Preliminary Plan includes an additional \$3.9 million of City funds in Fiscal 2025 and \$11.3 million baselined starting in Fiscal 2026 to support the hiring of 83 new positions. These positions include investigators, criminalists, and other forensic mortuary positions that would be able to provide toxicology support and communicate with families of decedents.

<p><b>Other Adjustments: \$1.8 million</b></p>	<p><b>Other Adjustments</b></p> <ul style="list-style-type: none"> <li>• <b>Category 1 DNA Testing.</b> The Preliminary Plan includes additional federal funds of \$2.5 million in Fiscal 2025 only for DNA testing to identify post-conviction cases. The testing is conducted on items gathered at crime scenes and supports criminal justice-related services.</li> <li>• <b>Doctors Council Collective Bargaining.</b> The Preliminary Plan includes an additional \$1.3 million of City funds in Fiscal 2025 and \$1.8 million baselined starting in Fiscal 2026 for the costs related to collective bargaining with the Doctors Council union.</li> <li>• <b>Fiscal 2024 DNA Backlog.</b> The Preliminary Plan includes an additional \$975,978 of federal funds in Fiscal 2025 only for OCME processing for evidence cases with DNA testing.</li> </ul>
<p><b>Preliminary Mayor's Management Report</b></p>	<p>OCME serves public health and the justice system through forensic science. OCME is responsible for investigating deaths that result from criminal violence, accident or suicide; that occur suddenly and when in apparent good health; when unattended by a physician; in a correctional facility or in custody of any criminal justice entity; occurring in any suspicious or unusual manner; or that are a threat to public health. The Office also reviews all applications for permits to cremate the body of a person who dies in New York City. The Office provides additional forensic services to support investigations through its DNA, forensic toxicology and molecular genetics laboratories.</p> <p>The Preliminary Mayor's Management Report (PMMR) for Fiscal 2025 reports on 5 service areas and 9 goals for OCME.</p> <ul style="list-style-type: none"> <li>• <b>Autopsies Completed and Performed.</b> The median number of days to complete an autopsy report was 36.8 percent less in the first four months of Fiscal 2025 as during the same period in Fiscal 2024, 84 days as compared to 133 days. The number of autopsies performed has decreased by 30.2 percent, from 2,156 autopsies in the first four months of Fiscal 2024 to 1,504 autopsies during the same period in Fiscal 2025. The decrease in autopsy report time is attributed to the hiring of more forensic toxicologists, while the decrease in the number of autopsies performed is due to shortages in forensic pathology staff, which resulted in certain types of cases such as drug overdose deaths being examined less.</li> <li>• <b>Median Time to Complete DNA Cases.</b> The median number of days to complete DNA homicide cases, from evidence submission to report, has been 6.3 percent greater in the first four months of Fiscal 2025 than in the same period in the prior year, 51 days as compared to 48 days. The median time to complete DNA sexual assault cases decreased by 7.3 percent from 41 days to 38 days during the same periods. The median number of days to complete DNA property crime cases drastically decreased by 36.5 percent, from 575 days in the first four months of Fiscal 2024 to 365 days in the first four months of Fiscal 2025.</li> <li>• <b>Median Time to Complete Toxicology Cases.</b> The median time to complete toxicology has drastically decreased from 101 days in the first four months of Fiscal 2024 to 40 days in the first four months of Fiscal 2025. Similarly, the median time to complete toxicology sexual assault cases decreased by 63.1 percent from 168 days in the first four months of Fiscal 2024 to 62 days in the same period in Fiscal 2025. This decrease is driven by the Department of Forensic Toxicology Laboratory</li> </ul>

	<p>focusing on resolving older and complicated cases, including a higher number of suspected drug overdose deaths due to the opioid overdose crisis, in Fiscal 2024 which inflated the rate for that year.</p> <ul style="list-style-type: none"> <li>• <b>Drug Intelligence and Intervention Group (DIIG) clients.</b> The number of DIIG clients contacted has increased by 175.76 percent in the first four months of Fiscal 2025 compared to the same period in Fiscal 2024, from 264 clients to 728 clients. In addition, the number of DIIG clients provided with services increased by 211.86 percent from 177 clients to 552 clients during the same periods. DIIG was created in September 2022 to investigate when someone dies from a drug overdose and provide support and care services to the deceased’s family.</li> </ul>
<p><b>Budget Issues and Concerns</b></p>	<ul style="list-style-type: none"> <li>• <b>Staffing Shortages.</b> OCME has experienced shortages in their forensic pathology staff. Currently this unit has 32 positions budgeted; however, as of January, only 25 of those positions were filled. This has resulted in OCME adjusting the criteria for performing autopsies in some limited cases, including cases in which the decedent is suspected to have passed from a drug overdose. The new need outlined in the “Significant Preliminary Plan Changes” section includes information on funding added to hire new positions for this Office.</li> </ul>
<p><b>Federal and State Budget Risks</b></p>	<ul style="list-style-type: none"> <li>• <b>Federal Funding Reductions.</b> On January 27, 2025, the Trump administration issued a directive to pause federal loan and grant spending. This directive was rescinded two days later, but an executive order issued by the President to review funding remains in effect. The outcome of the executive order is currently uncertain. OCME does not currently have any Federal funding budgeted for Fiscal 2026. However, it should be noted that OCME’s federal grants are typically budgeted during the current fiscal year, and it is expected that OCME would likely account for additional federal funding after the adoption of the Fiscal 2026 budget. For the current year, OCME’s budget includes \$7.1 million of federal funding. If the City is unable to fully collect this federal funding, OCME’s budget could have a shortfall that would need to be addressed in a future financial plan.</li> </ul>

**Preliminary  
Ten-Year  
Capital  
Strategy  
Fiscal 2026-  
2035**

**FY26 Preliminary Ten-Year Capital Strategy**



*Dollars in Thousands  
Chart summarizes capital strategy for the entire agency  
Source: The Mayor's Office of Management and Budget*

**Capital Plan  
Overview**

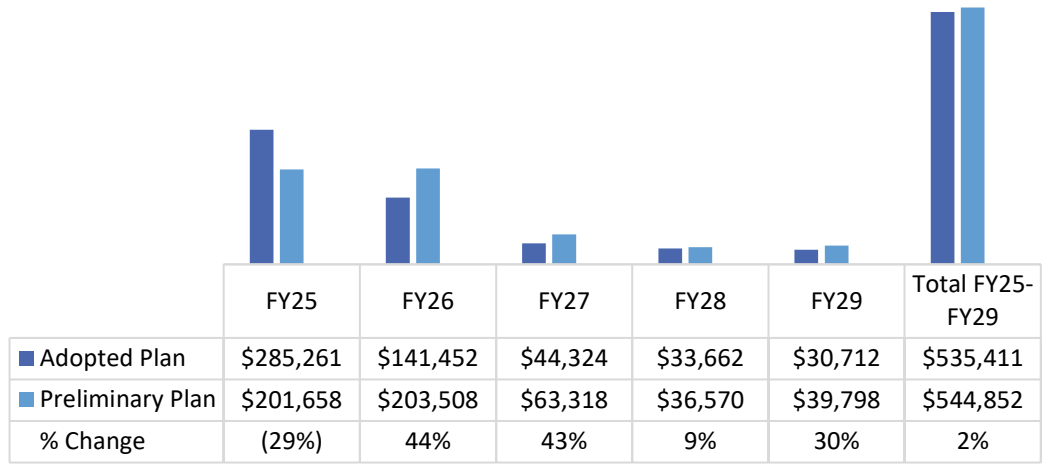
On January 16, 2025, Mayor Eric Adams released the Preliminary Capital Commitment Plan for Fiscal 2025-2029 (the Preliminary Commitment Plan). This report will discuss the total Capital Commitment Plan for DOHMH and OCME combined.

DOHMH's commitments for Fiscal 2025 through Fiscal 2029, as presented in the Preliminary Commitment Plan, total \$539 million, 1 percent greater than the total for the same period presented in the Preliminary Capital Commitment Plan released in January.

The Department's planned commitments comprise less than half a percent of the City's total \$110.1 billion Fiscal 2025 through 2029 Plan.

**Capital Commitment Plan**

**Fiscal 2025-2029 Capital Commitment Plan**



*Dollars in Thousands*  
 Chart summarizes capital plan for the entire agency  
 Source: New York City Office of Management and Budget

**Preliminary Capital Commitment Plan Highlights**

- **Physical Security System Upgrades.** The Capital Commitment Plan includes \$20.7 million in Fiscal 2025 to upgrade OCME’s security system.
- **Queens Chief Medical Examiner.** The Commitment Plan adds \$1.7 million in Fiscal 2026 to replace autopsy fans in OCME’s Queens site.



**Budget  
Actions in  
the  
November  
and  
Preliminary  
Plans**

<i>Dollars in Thousands</i>	FY25			FY26		
	City	Non-City	Total	City	Non-City	Total
<b>OCME Budget as of the Adopted FY25 Plan</b>	<b>\$80,323</b>	<b>\$24,020</b>	<b>\$104,343</b>	<b>\$105,691</b>	<b>\$850</b>	<b>\$106,541</b>
<b>Changes Introduced in the November 2024 Plan</b>						
<b>Other Adjustments</b>						
American Rescue Plan Adjustment	\$23,170	(\$23,170)	\$0	\$0	\$0	\$0
CMEDR092724	0	35	35	0	0	0
FY25 6164 GRANT	0	102	102	0	0	0
FY25 6165 Grant	0	898	898	0	0	0
FY25DRUP	0	980	980	0	0	0
FY25 UP	0	3,345	3,345	0	0	0
IC mod for \$487,455 to OCME	0	487	487	0	0	0
JAG Award FY25	0	102	102	0	0	0
<b>Subtotal, Other Adjustments</b>	<b>\$23,170</b>	<b>(\$17,220)</b>	<b>\$5,950</b>	<b>\$0</b>	<b>\$0</b>	<b>\$0</b>
<b>TOTAL, All Changes in November 2024 Plan</b>	<b>\$23,170</b>	<b>(\$17,220)</b>	<b>\$5,950</b>	<b>\$0</b>	<b>\$0</b>	<b>\$0</b>
<b>OCME Budget as of the November 2024 Plan</b>	<b>\$103,493</b>	<b>\$6,800</b>	<b>\$110,293</b>	<b>\$105,691</b>	<b>\$850</b>	<b>\$106,541</b>
<b>Changes Introduced in the FY26 Preliminary Plan</b>						
<b>New Needs</b>						
OCME Staffing	\$3,900	\$0	\$3,900	\$11,301	\$0	\$11,301
<b>Subtotal, New Needs</b>	<b>\$3,900</b>	<b>\$0</b>	<b>\$3,900</b>	<b>\$11,301</b>	<b>\$0</b>	<b>\$11,301</b>
<b>Other Adjustments</b>						
Cat 1 DNA Test	\$0	\$1,524	\$1,524	\$0	\$0	\$0
Doctors Council CB Funding	1,275	0	1,275	1,752	0	1,752
FY24 DNA Backlg	0	975	975	0	0	0
FY25 UP	0	142	142	0	0	0
Testing Cat1	0	1,024	1,024	0	0	0
<b>Subtotal, Other Adjustments</b>	<b>\$1,275</b>	<b>\$3,664</b>	<b>\$4,940</b>	<b>\$1,752</b>	<b>\$0</b>	<b>\$1,752</b>
<b>TOTAL, All Changes in the FY26 Preliminary Plan</b>	<b>\$5,175</b>	<b>\$3,664</b>	<b>\$8,840</b>	<b>\$13,053</b>	<b>\$0</b>	<b>\$13,053</b>
<b>OCME Budget as of the FY26 Preliminary Plan</b>	<b>\$108,669</b>	<b>\$10,464</b>	<b>\$119,133</b>	<b>\$118,744</b>	<b>\$850</b>	<b>\$119,594</b>

*Source: New York City Office of Management and Budget*

**Budget by  
Program  
Areas OR  
Units of  
Appropriation**

<b>Office of the Chief Medical Examiner</b>						
<i>Dollars in Thousands</i>						
	<b>FY23</b>	<b>FY24</b>	<b>FY25</b>	<b>Preliminary Plan</b>		<b>*Difference</b>
	<b>Actual</b>	<b>Actual</b>	<b>Adopted</b>	<b>FY25</b>	<b>FY26</b>	<b>FY26-FY25</b>
<b>Spending</b>						
<b>Personal Services</b>						
Full-Time Salaried - Civilian	\$61,044	\$64,224	\$72,300	\$79,502	\$84,828	\$12,528
Additional Gross Pay	4,972	4,382	1,447	1,450	1,447	0
Overtime - Civilian	9,777	9,764	2,467	3,193	2,467	0
Amounts to be Scheduled	0	0	2,347	2,347	2,347	0
Fringe Benefits	570	605	355	2,316	355	0
Unsalaries	828	1,912	164	251	280	115
<b>Subtotal</b>	<b>\$77,192</b>	<b>\$80,888</b>	<b>\$79,082</b>	<b>\$89,060</b>	<b>\$91,725</b>	<b>\$12,643</b>
<b>Other Than Personal Services</b>						
Supplies & Materials	\$5,399	\$6,681	\$7,857	\$8,026	\$7,857	\$0
Fixed & Misc Charges	14	9	8	8	8	0
Property & Equipment	524	710	707	983	652	(55)
Other Services & Charges	8,391	8,212	9,642	9,011	11,821	2,179
Contractual Services	7,981	9,991	7,048	12,046	7,531	483
<b>Subtotal</b>	<b>\$22,310</b>	<b>\$25,602</b>	<b>\$25,261</b>	<b>\$30,073</b>	<b>\$27,869</b>	<b>\$2,607</b>
<b>TOTAL</b>	<b>\$99,502</b>	<b>\$106,490</b>	<b>\$104,343</b>	<b>\$119,133</b>	<b>\$119,594</b>	<b>\$15,251</b>
<b>Funding</b>						
City Funds			\$80,323	\$108,669	\$118,744	\$38,421
Federal - Other			23,170	7,052	0	(23,170)
Intra City			0	487	0	0
Other Categorical			850	1,865	850	0
State			0	1,060	0	0
<b>TOTAL</b>	<b>\$99,502</b>	<b>\$106,490</b>	<b>\$104,343</b>	<b>\$119,133</b>	<b>\$119,594</b>	<b>\$15,251</b>
<b>Budgeted Headcount</b>						
Full-Time Positions - Civilian	691	698	753	842	836	83
<b>TOTAL</b>	<b>691</b>	<b>698</b>	<b>753</b>	<b>842</b>	<b>836</b>	<b>83</b>

*\*The difference of Fiscal 2026 Preliminary Budget compared to Fiscal 2025 Adopted Budget.*

*Source: New York City Office of Management and Budget*

## Miscellaneous Revenue

- The Preliminary Plan includes approximately \$31.6 million of DOHMH miscellaneous revenue in Fiscal 2026, which is unchanged from the Fiscal 2025 budget at Adoption.

*Dollars in Thousands*

Revenue Sources	FY23	FY24	FY25	Preliminary Plan		*Difference
	Actual	Actual	Adopted	FY25	FY26	FY26-FY25
Animal Licenses	\$730	\$730	\$730	\$730	\$730	\$0
Death Disposition Permits	2,080	2,080	2,080	2,080	2,080	0
Restaurant, Vendor & Other	10,393	10,393	10,393	10,393	10,393	0
Chief Medical Records Fees	50	50	50	50	50	0
Birth and Death Certificates	9,000	9,000	9,000	9,000	9,000	0
Health Academy Courses	1,530	1,530	1,530	1,530	1,530	0
Radiation Material & Equipment	325	325	325	325	325	0
Correction & Amendment Fee	644	644	644	644	644	0
Pest Control Fees	3,700	3,700	3,700	3,700	3,700	0
Hospital Refunds, copy fees and misc	100	100	100	100	100	0
Refunds from delegate agencies	3,000	3,000	3,000	3,000	3,000	0
<b>TOTAL</b>	<b>\$31,552</b>	<b>\$31,552</b>	<b>\$31,552</b>	<b>\$31,552</b>	<b>\$31,552</b>	<b>\$0</b>

*\*The difference of Fiscal 2026 Preliminary Budget compared to Fiscal 2025 Adopted Budget.*

*Table summarizes miscellaneous revenue for the entire agency.*

*Source: New York City Office of Management and Budget*