



**NEW YORK CITY COUNCIL
FINANCE DIVISION**

Tanisha S. Edwards, Esq.
Chief Financial Officer and
Deputy Chief of Staff to the
Speaker

Nathan Toth
Deputy Director

Paul Scimone
Deputy Director

Eisha N. Wright
Deputy Director

Dohini Sompura
Assistant Director

Cirilhen Francisco
Unit Head

Aliya Ali
Unit Head

Hon. Adrienne E. Adams
Speaker of the Council

Hon. Chi Ossé
Chair of the Committee on Cultural Affairs, Libraries,
International Intergroup Relations

**Report on the Fiscal 2023
Preliminary Plan and the Fiscal 2022
Mayor's Management Report for the**

**Department of Cultural
Affairs**

March 8, 2022

(Report prepared by Aliya Ali)

Table of Contents

Department of Cultural Affairs Fiscal 2023 Budget Snapshot.....1

Department of Cultural Affairs Financial Plan Overview.....1

Financial Summary.....2

Administration One-Time Funding3

Fiscal 2023 Preliminary Budget Changes.....3

Headcount4

Fiscal 2022 Preliminary Mayor’s Management Report4

Preliminary Capital Commitment Plan for Fiscal 2022 to Fiscal 2026.....4

Appendices7

 A. Budget Actions in the November and Preliminary Plans7

 B. Contract Budget.....8

 C. Program Areas8

 D. Organizations on City property receiving utility grants10

 E. Active Projects10

 F. List of CIGs.....11

 G. Fiscal 2022 Council Initiatives11

 Cultural After School Adventure (CASA)12

 Coalition of Theaters of Color12

 Cultural Immigrant Initiative12

 Ghetto Film School (GFS) Accelerator Program Model.....12

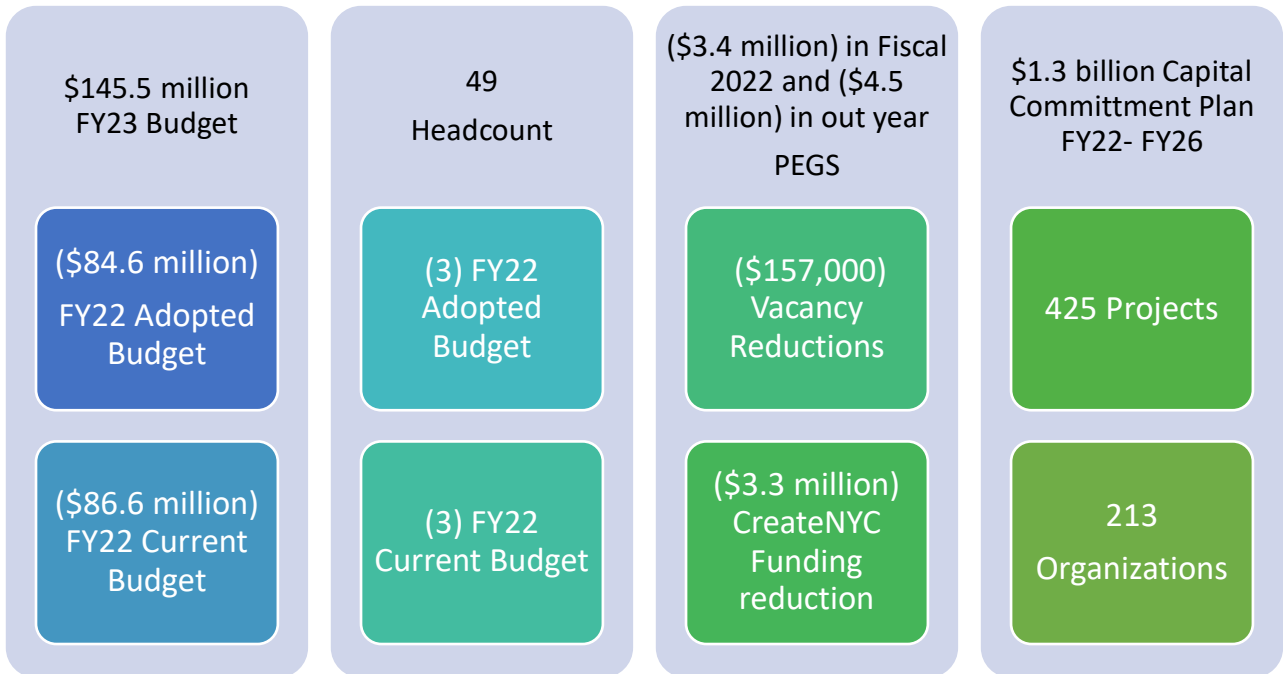
 Anti-Gun Violence – Art a Catalyst for Change12

 SU-CASA.....12

Department of Cultural Affairs Fiscal 2023 Budget Snapshot

The Department of Cultural Affairs (DCLA) Fiscal 2023 Preliminary Budget stands at \$145.5 million. With that funding, the agency provides support, advocacy, and technical assistance to the City’s cultural community to ensure that the arts remain a central feature of civic and economic life in the City.

This report provides a comprehensive review of DCLA’s expense and capital budgets.



Department of Cultural Affairs Financial Plan Overview

The Fiscal 2023 Preliminary Budget for DCLA stands at \$145.5 million (All funds), which is less than one percent of the City’s total budget. This is \$84.6 million lower than the Fiscal 2022 Adopted Budget of \$230.1 million. The reduction is largely a function of City Council funds and a one-time funding in Fiscal 2022, which are not included in Fiscal 2023. The Administration also implemented the Program to Eliminate the Gap (PEG) in Fiscal 2023 which reduced the size of the expense budget.

Highlights of DCLA’s Fiscal 2023 Preliminary Plan is provided below. Only 5.6 percent of the Department’s total budget covers direct agency expenses and the remaining 94.4 percent of the Department’s budget supports the Cultural Institution Groups (CIGs) and other arts organizations. Most of the budget is OTPS spending. The Preliminary Budget includes only limited changes to the agency’s budget. DCLA has no new needs in the Fiscal 2023 Preliminary Plan. Adjustments total \$521,000 in Fiscal 2022 and \$2,000 in Fiscal 2023. PEGs total \$3.4 million in Fiscal 2022 and \$4.5 million in Fiscal 2023.

Appendix A lists the adjustments and savings in the Fiscal 2022 November Plan and the Fiscal 2023 Preliminary Plan, which brings the agency’s Fiscal 2023 Preliminary Budget to \$145.5 million.

Financial Summary

The following table, provides an overview of the Department's total budget from Fiscal 2020 to the Preliminary Plan for Fiscal 2023, as well as the agency's funding sources.

DCLA Financial Summary						
<i>Dollars in Thousands</i>						
	FY20	FY21	FY22	Preliminary Plan		*Difference
	Actual	Actual	Adopted	FY22	FY23	FY22-FY23
Spending						
Personal Services	\$5,202	\$5,321	\$5,227	\$5,386	\$4,798	(\$429)
Other Than Personal Services	204,659	179,762	224,890	226,678	140,682	(84,208)
TOTAL	\$209,860	\$185,082	\$230,117	\$232,064	\$145,481	(\$84,636)
Budget by Program Area						
Office of the Commissioner	\$6,943	\$7,733	\$9,453	\$8,866	\$8,141	(\$1,311)
Cultural Programs	81,577	70,187	84,161	81,937	30,212	(53,949)
Cultural Institutions	121,340	107,162	136,503	141,261	107,127	(29,376)
TOTAL	\$209,860	\$185,082	\$230,117	\$232,064	\$145,481	(\$84,636)
Funding						
City Funds			\$217,250	\$213,317	\$145,167	(\$72,083)
Capital- IFA			288	288	288	0
State			3	0	0	(3)
Federal-Other			12,550	13,818	0	(12,550)
Other Categorical			0	171	0	0
Intra City			26	4,469	26	0
TOTAL	\$209,860	\$185,082	\$230,117	\$232,064	\$145,481	(\$84,636)
Budgeted Headcount						
Full-Time Positions - Civilian	51	51	52	52	49	(3)
TOTAL	51	51	52	52	49	(3)

**The difference of Fiscal 2022 Adopted Budget compared to Fiscal 2023 Preliminary Budget.*

The proposed budget for DCLA in Fiscal 2023 is \$145.5 million, which is \$84.6 million or 36.8 percent less than the Fiscal 2022 Adopted Budget of \$230.1 million. The decrease is a result of a reduction of \$53.9 million in funding for Cultural Programs, \$1.3 million in funding for the Office of the Commissioner and \$29.4 million for the Cultural Institutions. The \$84.6 million decrease is mostly due to Council discretionary funding and one-time addition of \$30 million by the Administration at Adoption of the Fiscal 2022 budget that is not included in the Fiscal 2023 Preliminary Budget. Additionally the Administration implemented PEGs totaling \$3.4 million in Fiscal 2022 and \$4.5 million in Fiscal 2023. For further information on each of the program areas please refer to the program area charts in Appendix C.

DCLA's budget is largely funded by City funds, which comprises 99.8 percent of the budget. The Fiscal 2023 Preliminary Plan includes no federal funding. In the Fiscal 2022 Adopted Plan there was \$12.6 Million in federal funding for the City Artist Corps. This program supported NYC-based working artists who were disproportionately impacted by COVID-19. Through grants this program helped them sustain their practice and engage the public across New York City's five boroughs. The total funding for the program was \$25 million of which \$12.4 million was managed by other agencies, including DOE, MOME and NYCHA.

Administration One-Time Funding

At Adoption of the Fiscal 2022 budget, the Administration added one-time funding of approximately \$30 million to the budget.

Of the \$30 million in additional funding, \$17 million was for Cultural Development Fund (CDF), \$11 million for the Cultural Institution Group (CIG) and \$2 million for agency initiatives. Of the \$11 million in funding attributed to the CIGs, \$1 million was added to the CIG Supplemental Fund. For the remaining \$10 million, the agency used a \$20 million total organizational budget threshold to distinguish between “large” and “small” CIGs. The \$10 million was divided between the 2 tiers, with each tier receiving \$5 million. This translated to a 10.7 percent increase to the larger CIGs and a 30.7 percent increase to the smaller CIGs.

Fiscal 2023 Preliminary Budget Changes

The Preliminary Budget includes limited changes to the agency’s budget. DCLA has no new needs in the Fiscal 2023 Preliminary Plan. Adjustments total \$521,000 in Fiscal 2022 and \$2,000 in Fiscal 2023. PEGs total \$3.4 million in Fiscal 2022 and \$4.5 million in Fiscal 2023.

PEGs

CreateNYC. The Fiscal 2023 Preliminary Plan includes a reduction of \$3.3 million in Fiscal 2023 to 2026 for CreateNYC programs. This funding is part of a \$5 million baseline amount that is typically allocated at Adoption. With this reduction there is \$1.7 million remaining. CreateNYC is NYC’s cultural plan that provides a long-term framework for promoting greater equity, access, diversity, and expanding opportunities for all residents to participate in the City’s cultural life. Some current CreateNYC programs include CUNY Culture Corps, BPL Culture Pass, Public Artists in Residence and Programs Equity Project.

Programmatic Funding Adjustment. The Fiscal 2023 Preliminary Plan includes a reduction of \$1.5 million in Fiscal 2022 due to unallocated funding or initiatives. This includes remaining CIG supplemental funds of \$632,000, unallocated energy grant funding of \$264,000, emergency funding of \$375,000 and Leadership Accelerator program funding of \$240,000.

CIG Supplemental Funding. The Fiscal 2023 Preliminary Plan includes a reduction of \$1 million in Fiscal 2023 to 2026 in CIG Supplemental funding. The use of the funding varies from year to year. In Fiscal 2022 the supplemental funding was allocated to smaller CIGs located in a COVID-19 impacted zip codes and to performing arts organizations.

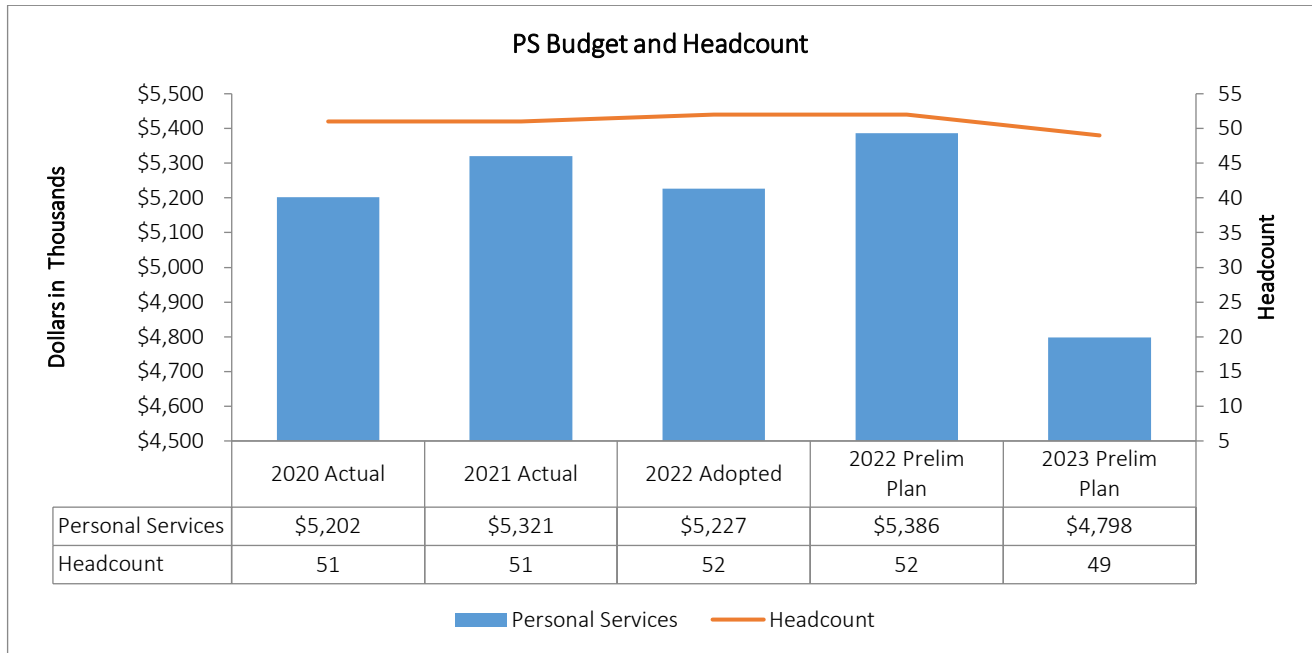
MET Expense to Capital Swap. The Fiscal 2023 Preliminary Plan includes a reduction of \$1 million in Fiscal 2022 for the MET’s operating subsidy. As a way of offsetting this reduction, they are receiving \$1 million in capital funding.

Cultural Development Funding (CDF). The Fiscal 2023 Preliminary Plan includes a reduction of \$763,310 in Fiscal 2022 in CDF funding. The agency utilizes a democratic, peer panel review process to distribute grants to applicants that represent the cultural breadth of New York City and share a commitment to public service and public participation. There is \$50.1 million allocated to CDF in Fiscal 2022 and \$28.5 million allocated to CDF in Fiscal 2023. There are over 1,000 organizations receiving CDF grants in Fiscal 2022.

Vacancy Reduction. The Fiscal 2023 Preliminary Plan includes a reduction of \$157,176 in Fiscal 2022 to 2026 through elimination of vacancies in the Cultural Programs Unit, Materials for the Arts and the Commissioner's Unit.

Headcount

The Department’s Fiscal 2023 Preliminary Budget provides for 49 full-time positions across all divisions which is three less than the Fiscal 2022 Adopted Budget. This results in a reduction of \$157,176 in Fiscal 2022 to 2026 and includes elimination of vacancies in the Cultural Programs Unit, Materials for the Arts and the Commissioner's Unit.



Fiscal 2022 Preliminary Mayor’s Management Report

Because of continued challenges due to COVID-19, transitions in unit staffing, limited staff capacity, and temporary loss of the agency’s database, DCLA was not able to issue any initial grant payments through the Cultural Development Fund (CDF) prior to the end of December 2021. However the number of program organizations awarded CDF payments has seen a rise over the years with 973 organizations awarded in Fiscal 2019, 987 in Fiscal 2020 and 1,037 in Fiscal 2021.

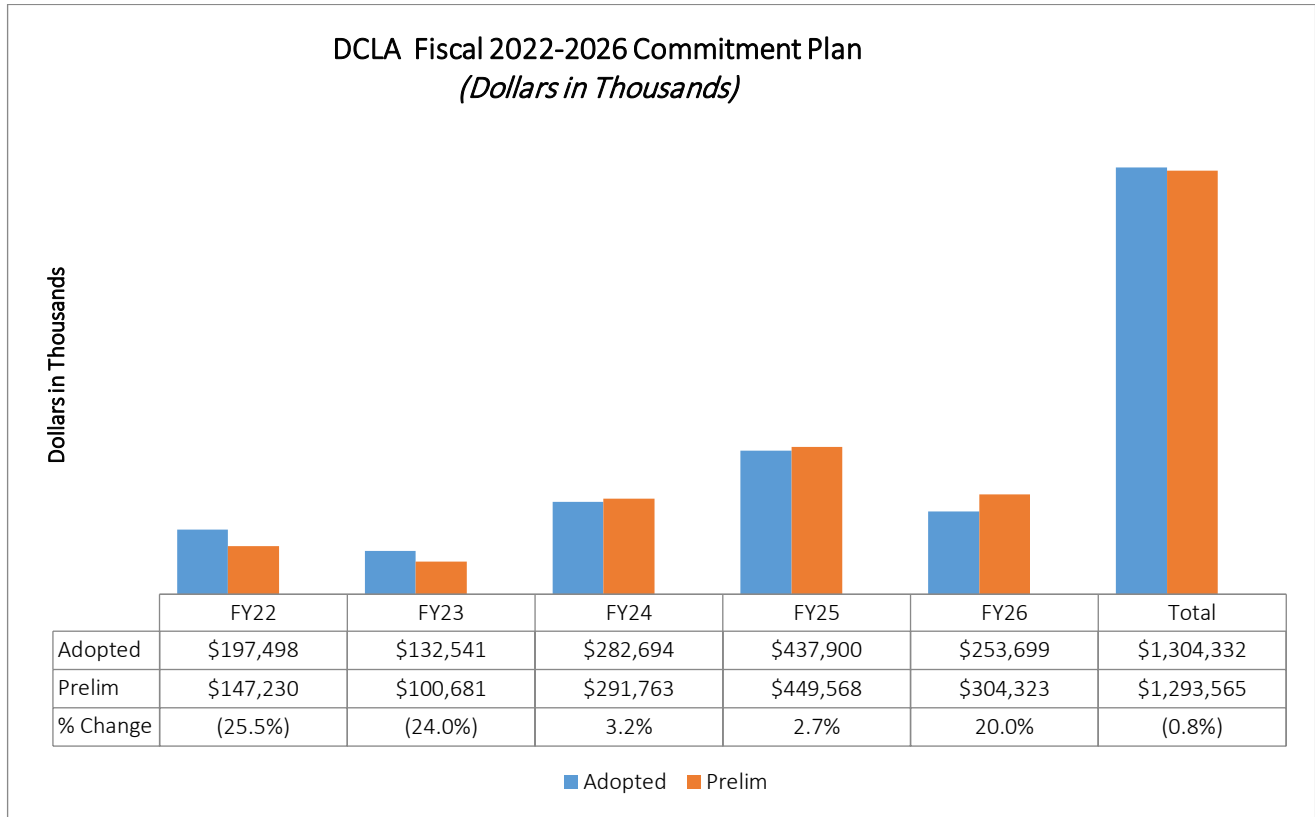
Operating support payments made to Cultural Institutions Group by the target 5th day of each month was not achieved for all months during the reporting period due to processing delays also a resultant of COVID-19 pandemic. Total operational support to CIGs in Fiscal 2021 was \$102.3 million. Visitors to the Cultural Institutions Group saw a decline in the last two Fiscal Years from 22,648,000 in Fiscal 2019 to 14,927,000 in Fiscal 2020 and 10,956,000 in Fiscal 2021.

Preliminary Capital Commitment Plan for Fiscal 2022 to Fiscal 2026

The Department of Cultural Affairs Preliminary Commitment Plan includes \$1.3 billion in Fiscal 2022-2026. This represents approximately 1.3 percent of the City’s total \$99.9 billion Preliminary Commitment Plan.

Typically, DCLA does not add capital funds during the Preliminary and Executive Budget with most of its final changes coming at Adoption with large additions from both the Council and the Mayor. The Preliminary Budget proposes very modest new appropriations, as is the routine.

The total planned commitments for the DCLA remain essentially unchanged from the Adopted Fiscal 2022 Commitment Plan, with a net decrease of \$10.7 Million, as illustrated in the figure below.



Appendix D breaks out the active projects by borough and includes the number of organizations and funding amount in the capital plan for these projects.

In the Fiscal 2023 Preliminary Plan, DCLA has a total of 425 active projects for 213 organizations with a value of \$1.3 billion. As illustrated in Appendix D, Manhattan has the largest number of projects followed by Brooklyn.

Below is a description of some capital projects of interest in the Fiscal 2023 Preliminary Capital Commitment Plan for Fiscal 2022- 2026.

WCS New York Aquarium. The Fiscal 2023 Preliminary Capital Plan includes \$191.7 million in federal and City funding for Fiscal 2022 through Fiscal 2026 for the WCS New York Aquarium. The Aquarium experienced severe flooding and damage from the storm surge associated with Hurricane Sandy in 2012 and has been only partially open since 2013. The goal of this FEMA-supported project is to restore the Aquarium to its pre-Sandy state with mitigation features. The Wildlife Conservation Society (WCS), which is managing this project pursuant to a Subgrant Agreement between WCS, DCLA and the NYCEDC, is targeting completion of publicly accessible spaces in 2022 and anticipates that remaining back-of-house spaces will be completed in 2025. FEMA funding is expected to reimburse

the City for 90 percent of the cost of FEMA-eligible work. Project funds are being administered by the NYCEDC.

Bronx Museum of the Arts. The Fiscal 2023 Preliminary Capital Plan includes \$21.1 million in funding in Fiscal 2022 through Fiscal 2026 for the Bronx Museum of the Arts. This project will renovate and upgrade the South Wing Atrium and its underused spaces to create expanded program areas and improve visitor circulation between the Bronx Museum's older South Wing and the more modern North Wing. Design and construction of the project is being managed by the New York City Economic Development Corporation (NYCEDC). Construction is scheduled for completion 2025.

New-York Historical Society Building Annex. The Fiscal 2023 Preliminary Capital Plan includes \$46.6 million in funding in Fiscal 2022 through Fiscal 2026 for the New-York Historical Society Building. NYHS will construct a four-story expansion of the main building. The expansion will add approximately 65,280 total gross square feet to N-YHS's overall footprint. The existing loading dock at New-York Historical will be remodeled and a new, branded entrance on 76th Street will be dedicated for The American LGBTQ+ Museum's use.

Queens Museum of Art Expansion Phase II. The Fiscal 2023 Preliminary Capital Plan includes \$29.6 million in funding in Fiscal 2022 through Fiscal 2026 for Queens Museum. Phase II of the Queens Museum expansion project will provide improvements that will better enable the Museum to fulfill its mission for accessibility, safety and comfort of all students, visitors, and staff. Additional classrooms and enhanced educational space will improve the learning experience and will allow the Museum to expand the number of schools they work with. The continued renovation will also transform 5,000 sqft. of undeveloped shell space overlooking Flushing Meadows Corona Park. Additionally, new art storage will allow for proper care and storage for the Museum's fine art collection onsite. Design kickoff is anticipated for early 2022.

Staten Island Museum Building B Renovation Phase I. The Fiscal 2023 Preliminary Capital Plan includes \$10.7 million in funding in Fiscal 2022 through Fiscal 2026 for Staten Island Museum. The project scope of work is the structural and mechanical systems of the entire Building "B" and Hyphens B-C & B-H. The intent is to complete an interior renovation of the building with limited changes to the exterior envelope of the building. This renovation will serve as a partial climate controlled museum quality environment for the museum's Natural Science collection and exhibitions. Partial list of improvements are: new ground floor structural system for the archival compact storage mechanism, new elevator pit and shaft, new electrical service and branch wiring, new mechanical and plumbing systems, new fire rated stairs to the first floor and restoration of existing finishes.

Appendices

A. Budget Actions in the November and Preliminary Plans

<i>Dollars in Thousands</i>	FY22			FY23		
	City	Non-City	Total	City	Non-City	Total
DCLA Budget as of the Fiscal 2022 Adopted Budget	\$217,250	\$12,867	\$230,117	\$149,638	\$317	\$149,955
Other Adjustments						
City Artists Corp transfer	\$0	(\$652)	(\$652)	\$0	\$0	\$0
DAC funds for WCS	0	1,806	1,806	0	0	0
DCLA DAC funding	0	114	114	0	0	0
Demand Response AMNH	0	22	22	0	0	0
Demand Response BM1	0	4	4	0	0	0
Demand Response NYBG	0	33	33	0	0	0
Demand Response NYST	0	2	2	0	0	0
Demand Response QMA	0	7	7	0	0	0
Demand Response SNUG	0	1	1	0	0	0
Energy Personnel	0	125	125	0	0	0
ExCEL Projects	0	45	45	0	0	0
ExCEL Projects Round 1	0	\$4,274	4,274	0	0	0
FY22 Demand Response - MET	0	23	23	0	0	0
OSA Collective Bargaining adjustment	\$20	0	20	21	0	21
Public Art Fellow	0	80	80	0	0	0
Takedown of State funds	0	(3)	(3)	0	(3)	(3)
Total Adjustments	20	5,880	5,900	21	(3)	18
TOTAL, All Changes	\$20	\$5,880	\$5,900	\$21	(\$3)	\$18
DCLA Budget as of the Fiscal 2022 November Plan	\$217,271	\$18,748	\$236,019	\$149,659	\$314	\$149,973

<i>Dollars in Thousands</i>	FY22			FY23		
	City	Non-City	Total	City	Non-City	Total
DCLA Budget as of the Fiscal 2022 November Plan	\$217,271	\$18,748	\$236,019	\$149,659	\$314	\$149,973
Other Adjustments						
CC Member Items Reallocation	(\$502)	\$0	(\$502)	\$0	\$0	\$0
City Service Corps (DCLA)	(19)		(19)	(2)	0	(2)
Total Other Adjustments	(\$521)	\$0	(\$521)	(\$2)	\$0	(\$2)
PEGs Program:						
CIG Supplemental PEG	\$0	\$0	\$0	(\$1,000)	\$0	(\$1,000)
CreateNYC PEG	0	0	0	(3,333)	0	(3,333)
FY22 CDF PEG	(763)	0	(763)	0	0	0
FY22 Programmatic PEG	(1,511)	0	(1,511)	0	0	0
Met Expense to Capital Swap	(1,000)	0	(1,000)	0	0	0
Vacancy Reduction	(157)	0	(157)	(157)	0	(157)
Total Savings Program	(3,432)	0	(3,432)	(4,490)	0	(4,490)
TOTAL, All Changes	(\$3,953)	\$0	(\$3,953)	(\$4,492)	\$0	(\$4,492)
DCLA Budget as of the Fiscal 2023 Preliminary	\$213,317	\$18,748	\$232,064	\$145,167	\$314	\$145,481

B. Contract Budget

Fiscal 2022 Preliminary Contract Budget					
<i>Dollars in Thousands</i>					
Category	FY22 Adopted	Number of Contracts	FY23 Preliminary	Number of Contracts	Difference
Telecommunications Maintenance	\$1	1	\$1	1	\$0
Maintenance and Repairs – General	\$30	1	\$30	1	\$0
Office Equipment Maintenance	\$15	1	\$15	1	\$0
Printing Services	\$0	1	\$0	1	\$0
Temporary Services	\$3	1	\$3	1	\$0
Cleaning Services	\$35	1	\$35	1	\$0
Payments to Cultural Institutions	\$83,976	652	\$29,712	650	\$54,264
Prof. Services - Engineering and Architectural Services	\$10	1	\$10	1	\$0
Prof. Services – Other	\$49	1	\$49	1	\$0
TOTAL	\$84,120	660	\$29,856	658	\$54,264

C. Program Areas

Office of the Commissioner						
<i>Dollars in Thousands</i>						
	FY20 Actual	FY21 Actual	FY22 Adopted	Preliminary Plan		*Difference FY22-FY23
				FY22	FY23	
Spending						
Personal Services						
Additional Gross Pay	\$59	\$75	\$0	\$0	\$0	\$0
Full-Time Salaried - Civilian	4,420	4,473	4,382	4,544	4,245	(136)
Overtime - Civilian	6	0	0	0	0	0
P.S. Other	0	0	0	0	0	0
Unsalariated	717	772	845	842	553	(292)
Subtotal	\$5,202	\$5,321	\$5,227	\$5,386	\$4,798	(\$429)
Other Than Personal Services						
Contractual Services	43	46	85	135	85	\$0
Contractual Services - CIGs	0	0	550	88	0	(550)
Contractual Services - Professional Services	26	12	59	49	59	0
Fixed & Misc. Charges	0	1	0	0	0	0
Other Services & Charges	1,598	2,313	3,380	2,871	3,047	(333)
Property & Equipment	2	15	106	257	106	0
Supplies & Materials	73	25	45	80	45	0
Subtotal	\$1,741	\$2,413	\$4,225	\$3,480	\$3,343	(\$883)
TOTAL	\$6,943	\$7,733	\$9,453	\$8,866	\$8,141	(\$1,311)
Funding						
City Funds			\$8,586	\$8,110	\$7,828	(\$758)
Capital- IFA			288	288	288	0
State			3	0	0	(3)
Other Categorical			0	80	0	0
Federal - Other			550	212	0	(550)
Intra City			26	177	26	0
TOTAL	\$6,943	\$7,733	\$9,453	\$8,866	\$8,141	(\$1,311)
Budgeted Headcount						
Full-Time Positions - Civilian	51	51	52	52	49	(3)
TOTAL	51	51	52	52	49	(3)

*The difference of Fiscal 2022 Adopted Budget compared to Fiscal 2023 Preliminary Budget.

Cultural Programs						
<i>Dollars in Thousands</i>						
	FY20	FY21	FY22	Preliminary Plan		*Difference
	Actual	Actual	Adopted	FY22	FY23	FY22-FY23
Spending						
Other Than Personal Services						
Contractual Services - CIGs	\$80,874	\$70,007	\$83,426	\$81,622	\$29,712	(\$53,714)
Fixed & Misc. Charges	452	91	0	0	0	0
Fixed & Misc. Charges - CIGs	0	0	235	235	0	(235)
Other Services & Charges	251	90	500	80	500	0
TOTAL	\$81,577	\$70,187	\$84,161	\$81,937	\$30,212	(\$53,949)
Funding						
City Funds			\$84,161	\$81,937	\$30,212	(\$53,949)
TOTAL	\$81,577	\$70,187	\$84,161	\$81,937	\$30,212	(\$53,949)

**The difference of Fiscal 2022 Adopted Budget compared to Fiscal 2023 Preliminary Budget.*

Cultural Institutions						
<i>Dollars in Thousands</i>						
	FY20	FY21	FY22	Preliminary Plan		*Difference
	Actual	Actual	Adopted	FY22	FY23	FY22-FY23
Spending						
Other Than Personal Services						
American Museum of Natural History	\$17,774	\$16,480	\$17,175	\$18,332	\$16,059	(\$1,116)
Brooklyn Academy of Music	2,917	2,660	2,928	2,928	2,699	(229)
Brooklyn Botanical Garden	4,947	4,265	4,313	4,617	3,849	(465)
Brooklyn Children's Museum	2,284	2,162	2,391	2,549	1,836	(555)
Brooklyn Museum	8,639	8,740	8,599	8,604	7,940	(659)
Metropolitan Museum of Art	20,652	15,936	22,333	23,225	23,392	1,059
Museum of the City of New York	1,790	1,817	2,035	2,106	1,632	(403)
New York Botanical Garden	7,894	7,393	7,342	7,650	6,707	(635)
New York Hall of Science	2,022	1,999	2,314	3,012	1,903	(411)
New York Shakespeare Festival	1,206	997	1,146	1,146	1,075	(71)
Other Cultural Institutions	22,828	19,648	37,525	36,211	17,199	(20,325)
Queens Botanical Garden	2,924	1,706	1,394	2,045	998	(396)
SI Institute of Arts & Sciences	1,183	1,063	1,183	1,293	900	(283)
Snug Harbor Cultural Center	3,203	2,172	2,299	2,432	1,760	(539)
Staten Island Historical Society	1,014	889	972	972	659	(313)
Staten Island Zoological Society	1,863	1,872	2,133	2,284	1,393	(740)
Studio Museum in Harlem	766	678	762	833	527	(235)
Wave Hill	1,576	1,487	1,637	1,731	1,251	(386)
Wildlife Conservation Society	15,856	15,200	18,023	19,294	15,348	(2,675)
TOTAL	\$121,340	\$107,162	\$136,503	\$141,261	\$107,127	(\$29,376)
Funding						
City Funds			\$124,503	\$123,271	\$107,127	(\$17,376)
Federal - Other			12,000	13,606	0	(12,000)
Other Categorical			0	92	0	0
Intra City			0	4,292	0	0
TOTAL	\$121,340	\$107,162	\$136,503	\$141,261	\$107,127	(\$29,376)

**The difference of Fiscal 2022 Adopted Budget compared to Fiscal 2023 Preliminary Budget.*

D. Organizations on City property receiving utility grants

The amounts listed are the grant amounts. Payment is based on actual expenses up to the grant amount.

#	Cultural Organization	Amount Received in Fiscal 2022
1	Aaron Davis Hall, Inc.	\$40,000
2	BRIC ARTS MEDIA BKLYN, INC.	230,000
3	Bronx River Art Center, Inc.	50,000
4	Clemente Soto Velez Cultural and Educational Center, Inc.	95,000
5	Dance Theatre of Harlem, Inc.	65,000
6	Louis Armstrong House	6,000
7	Mabou Mines Development Foundation, Inc.	35,000
8	Movement Research, Inc.	30,000
9	Performance Space 122	75,000
10	Pregones Touring Puerto Rican Theatre Collection, Inc.	20,000
11	Theater for a New Audience	110,000
12	Urbanglass New York Contemporary Glass Center Inc.	230,000
	Total	\$986,000

E. Active Projects

Borough	Total Projects	Total Organizations	Amount in Plan
Bronx	31	13	\$114,917,000
Brooklyn	94	45	\$279,501,000
Manhattan	219	122	\$625,055,000
Queens	48	20	\$164,492,000
Staten Island	26	9	\$77,728,000
City-Wide	7	4	\$40,202,000
TOTAL	425	213	\$1,301,895,000

F. List of CIGs

#	Cultural Organization	Year Founded	Year Incorporated
1	American Museum of Natural History	1869	1869
2	American Museum of the Moving Image	1984	1984
3	EL Museo del Barrio	1969	1071
4	Bronx County Historical Society	1955	1955
5	Bronx Museum of the Arts	1971	1972
6	Brooklyn Academy of Music	1861	1969
7	Brooklyn Botanic Garden Corporation	1910	1977
8	Brooklyn Children's Museum	1899	1979
9	Brooklyn Institute of Arts and Sciences	1890	1890
10	Carnegie Hall Corporation	1960	1960
11	Flushing Council on Culture and the Arts	1979	1983
12	Jamaica Center for Arts & Learning, Inc.	1972	1978
13	Lincoln Center for the Performing Arts, Inc.	1956	1956
14	Metropolitan Museum of Art	1870	1870
15	Museum of Jewish Heritage – A Living Memorial to the Holocaust	1981	1981
16	Museum of the City of New York	1923	1923
17	New York Botanical Garden	1891	1891
18	New York City Ballet	1948	1977
19	New York City Center	1943	1976
20	New York Hall of Science	1964	1964
21	New York Shakespeare Festival	1954	1954
22	P.S.1 Contemporary Art Center, Inc.	1971	1972
23	Queens Botanical Garden Society, Inc.	1946	1946
24	Queens Museum of Art	1972	1972
25	Queens Theatre in the Park, Inc.	1972	1989
26	Snug Harbor Cultural Center & Botanical Garden, Inc.	1975	1976
27	Staten Island Children's Museum	1974	1974
28	Staten Island Historical Society	1856	1856
29	Staten Island Institute of Arts and Sciences	1881	1918
30	Staten Island Zoological Society, Inc.	1933	1934
31	Studio Museum in Harlem	1967	1967
32	Wave Hill	1965	1965
33	Wildlife Conservation Society (NY Aquarium and Bronx Zoo)	1896/1895	1896/1895
34	Weeksville Heritage Center	1974	1974

G. Fiscal 2022 Council Initiatives

<i>Dollars in Thousands</i>	
Initiative	Amount
Cultural After School Adventure (CASA)	\$17,340
Coalition of Theaters of Color	5,770
Cultural Immigrant Initiative	7,395
Ghetto Film School (GFS) Accelerator Program Model	75
Anti-Gun Violence – Art a Catalyst for Change	720
SU-CASA	3,315
TOTAL	\$34,615

Cultural After School Adventure (CASA)

Funding for this initiative supports after-school programs that partners with cultural programs and institutions to provide arts enrichment City-wide. CASA ensures that public school students across the five boroughs are provided with quality arts and cultural programming during after-school hours. This initiative was launched in Fiscal 2006 and has grown in both the number of organizations funded, as well as total designations over the years.

Coalition of Theaters of Color

The Coalition of Theaters of Color (CTC) was founded in 2004 to address inequitable funding for theatrical institutions of color. Funding supports the operations and programming of various theaters and cultural organizations, primarily in communities of color throughout New York City. Funding was distributed to organizations, who received funding based on their operating income, and history in the program.

Cultural Immigrant Initiative

This initiative was launched in Fiscal 2015. Funding for this initiative supports cultural organizations to provide programming focused on the cultural history or traditions of immigrant communities in New York City. In addition, this initiative increases access to unique cultural offerings that focus on immigrant heritages. Organizations are designated by each Council Member.

Ghetto Film School (GFS) Accelerator Program Model

This initiative was launched in Fiscal 2016. Funding in Fiscal 2022 is supporting the NY Talent Pipeline, an artistic and development program that enables emerging talent to explore and better navigate professional opportunities across film, television, and advertising in New York City.

Anti-Gun Violence – Art a Catalyst for Change

This initiative was launched in Fiscal 2016. Funding for this initiative supports the use of arts as a means to engage, organize and mobilize communities in the public awareness and conflict mediation surrounding gun violence. This initiative is part of funding allocated towards a variety of public safety initiatives and programs that support the Council's efforts towards the provision of public safety and awareness across the City.

SU-CASA

This initiative was launched in Fiscal 2016. Funding for this initiative provides senior centers per Council district with arts programming activities which include a choice of music, dance, painting or crafts. Disciplines funded in Fiscal 2021 cover a wide range, including ceramics, puppet movement, singing, quilting, improvisational theater, and storytelling. Council Members chose senior centers in their district, which were then matched by DCLA with artists and organizations selected for this initiative.