

Asylum Seeker Response Costs

Fiscal 2024-2027 November Plan Fact Sheet

26

Agencies with Budgeted Funding for Asylum Costs in FY24

212

Emergency Asylum Seeker Shelters as of October 2023

FY24

\$4.74 Billion

FY24 Budget

+\$1.83 Billion

Change in the FY24 Budget Since FY24 Adoption

+\$447.4 Million

Change in FY24 State Funding Since FY24 Adoption

+\$9.7 Million

Change in FY24 Federal Funding Since FY24 Adoption

FY25

\$6.10 Billion

FY25 Budget

+\$5.10 Billion

Change in the FY25 Budget Since FY24 Adoption

+\$272.1 Million

Change in FY25 State Funding Since FY24 Adoption

New in the November Plan

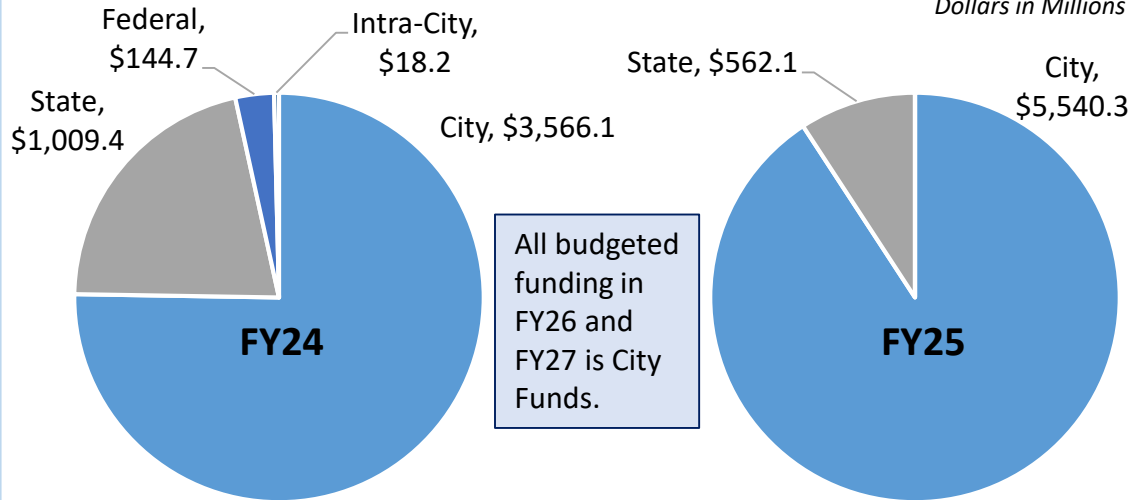
	Fiscal 2024	Fiscal 2025	Fiscal 2026	Fiscal 2027
Adopted Plan	\$2,904.6	\$1,002.3	\$0.0	\$0.0
Change	\$1,833.7	\$5,100.1	\$2,000.0	\$1,000.0
November Plan	\$4,738.3	\$6,102.4	\$2,000.0	\$1,000.0

Dollars in Millions

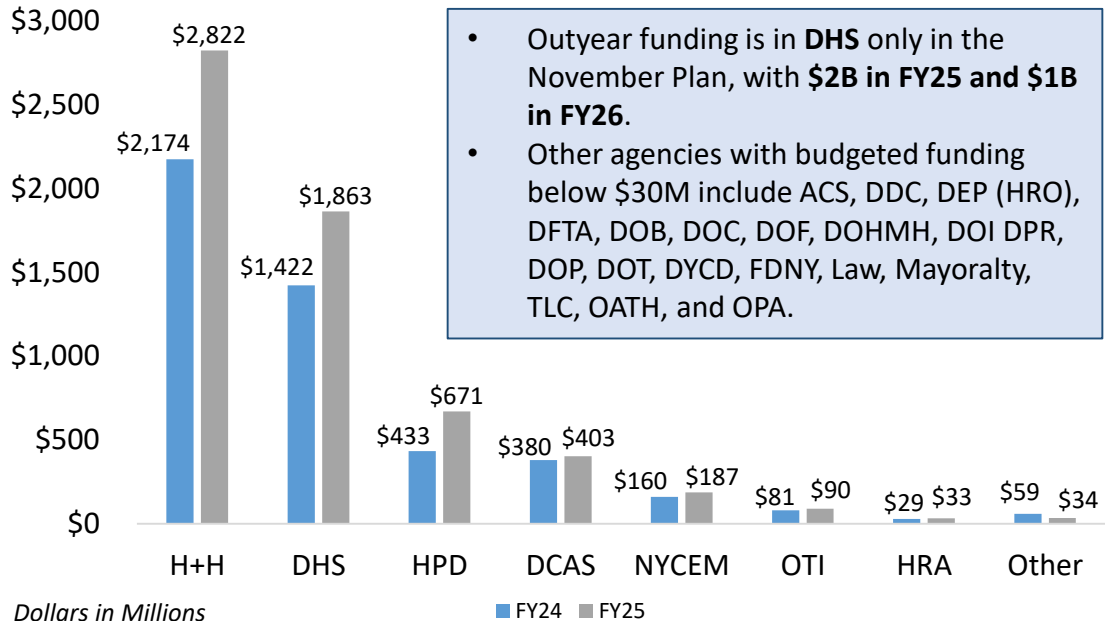
- The PEG letter dated November 20, 2023, indicates that the Preliminary Plan will include a **20% PEG for asylum expenses in FY24 and FY25**, to reduce per diem costs and the length of shelter stays. Further details are TBA.

Budget by Funding Source

Dollars in Millions




Budget by Agency



- Outyear funding is in **DHS** only in the November Plan, with **\$2B in FY25 and \$1B in FY26**.
- Other agencies with budgeted funding below \$30M include ACS, DDC, DEP (HRO), DFTA, DOB, DOC, DOF, DOHMH, DOI DPR, DOP, DOT, DYCD, FDNY, Law, Mayoralty, TLC, OATH, and OPA.

Dollars in Millions

FY24 FY25



Asylum Seeker Response Costs

Fiscal 2024-2027 November Plan Fact Sheet

As of 10/31/23

65,429

Individuals in Shelter

2,548

Average Weekly Individual Exits in October 2023

Individuals, by Lead Agency of Shelter

52.2%

DHS Shelters

33.6%

H+H Shelters

10.9%

HPD Shelters

3.2%

DYCD + NYCEM Shelters

Individuals, by Population Type

50,576

Families with Children

2,362

Adult Families

12,491

Single Adults

60.7%

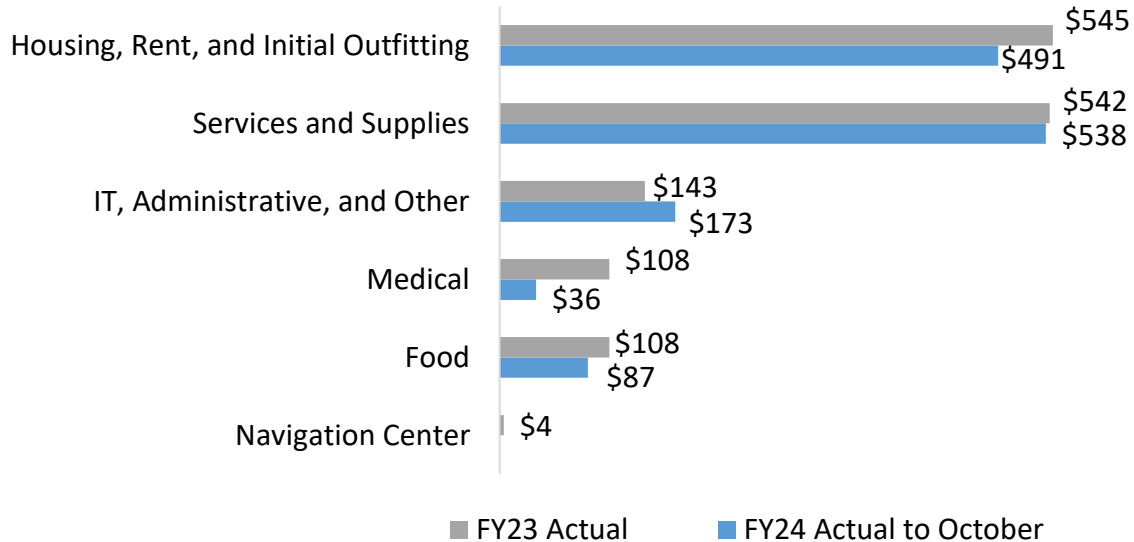
Families with Children in DHS Shelters

30.3%

Families with Children in H+H Shelters

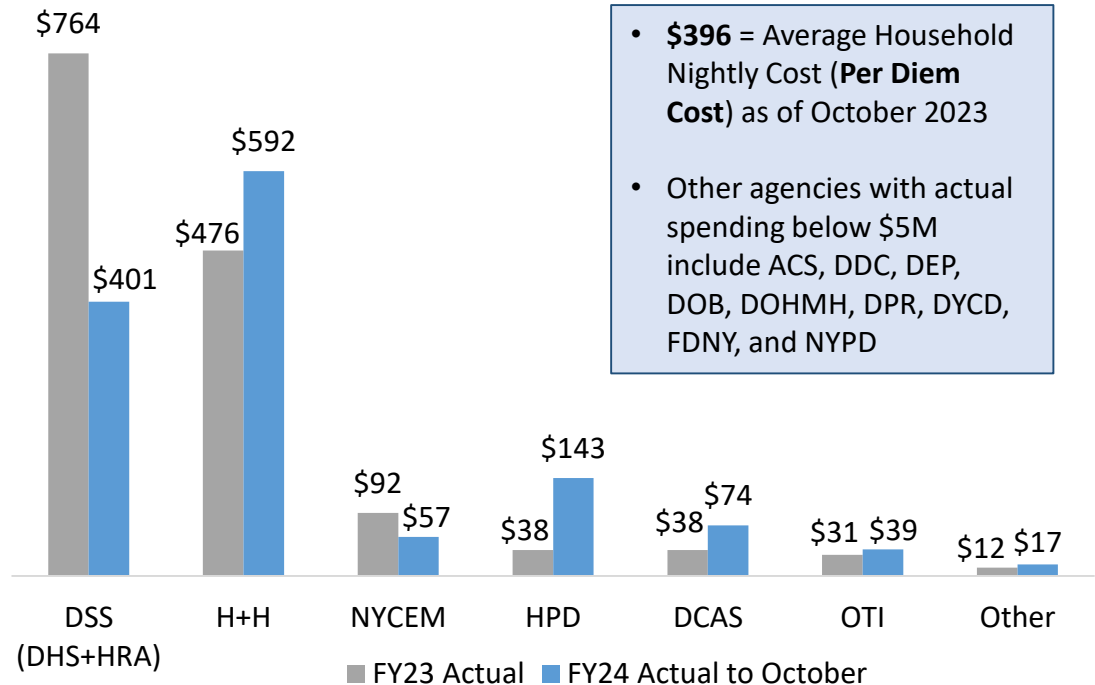
FY23 Actual = \$1.45 Billion, FY24 Actual to October 2023 = \$1.32 Billion

Actual Spending by Work Type



Dollars in Millions

Actual Spending by Agency



- **\$396** = Average Household Nightly Cost (**Per Diem Cost**) as of October 2023

- Other agencies with actual spending below \$5M include ACS, DDC, DEP, DOB, DOHMH, DPR, DYCD, FDNY, and NYPD

Dollars in Millions