



**NEW YORK CITY COUNCIL  
FINANCE DIVISION**

**Tanisha S. Edwards, Esq.**  
Chief Financial Officer and  
Deputy Chief of Staff to the  
Speaker

**Jonathan Rosenberg**  
Managing Deputy Director

**Eisha Wright**  
Deputy Director

**Paul Scimone**  
Deputy Director

**Dohini Sompura**  
Assistant Director

**Aliya Ali**  
Unit Head

**Hon. Adrienne E. Adams**  
Speaker of the Council

**Hon. Justin Brannan**  
Chair, Committee on Finance

**Hon. Julie Menin**  
Chair, Committee on Small Business Services

**Report to the Committee on Finance and the  
Committee on Small Business Services on the  
Fiscal 2023 Executive Plan and the Fiscal 2023  
Executive Capital Commitment Plan**  
**Department of Small Business Services**

**May 23, 2022**

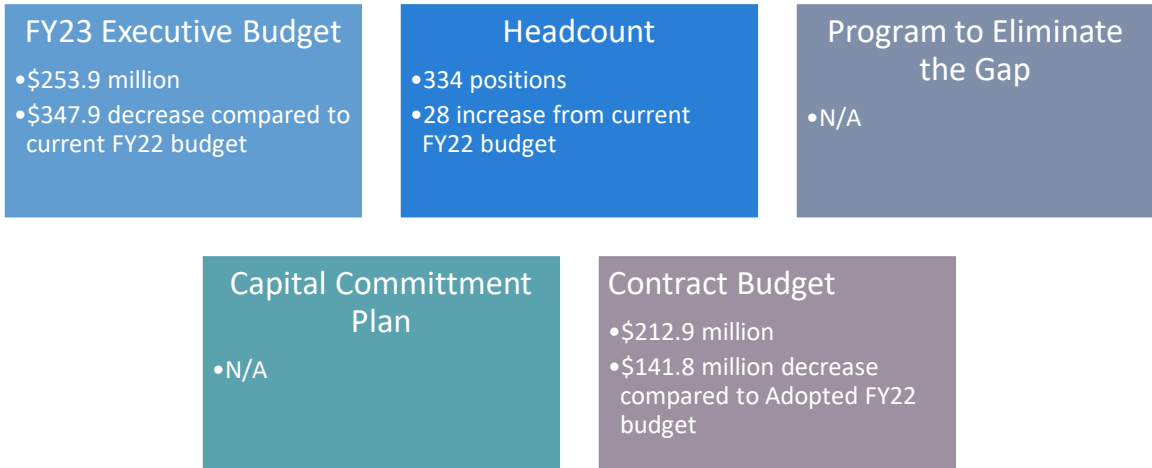
(Report Prepared by Aliya Ali)



## Table of Contents

The Department of Small Business Services (SBS) Fiscal 2023 Executive Budget Snapshot .....	1
SBS Budget Overview.....	2
Personal Services and Headcount .....	3
Program Area Budgets.....	4
Changes Since the Preliminary Budget by Spending Type .....	5
Fiscal 2023 Preliminary Budget Response .....	8
Federal and State Budget Risks .....	9
Capital Budget.....	9
Appendix A: Budget Actions since Fiscal 2022 Adoption .....	10

## The Department of Small Business Services (SBS) Fiscal 2023 Executive Budget Snapshot



### Budget Response

#### Council Priorities

- \$1.7 million in Department of Consumer Affairs and Worker Protection (DCWP) budget for the agency to partner with SBS to expand Financial Empowerment Center (FEC) financial counseling SBS Workforce Career Centers.

### New Needs

#### Significant New Needs

- \$6.3 million in Fiscal 2023 and \$200,000 for stipends to low-income and traditionally underserved participants in select occupational training.
- \$6.5 million in Fiscal 2023 and \$1.3 million in Fiscal 2024 through Fiscal 2026 to expand the City’s investment in bridge training programs to help more New Yorkers build foundational job skills.

### Other Adjustments

#### Other Adjustments in the Executive Budget

- \$3.1 reduction in Fiscal 2022 for American Rescue Plan Act (ARPA) funding adjustment for Career Pathways, 40 Open Streets and Accelerate Small Business Reopening initiatives.
- \$9.4 million in Fiscal 2022 for Workforce Innovation and Opportunity Act (WIOA) realignment.

### Major Agency Issues

#### Agency Issues Identified

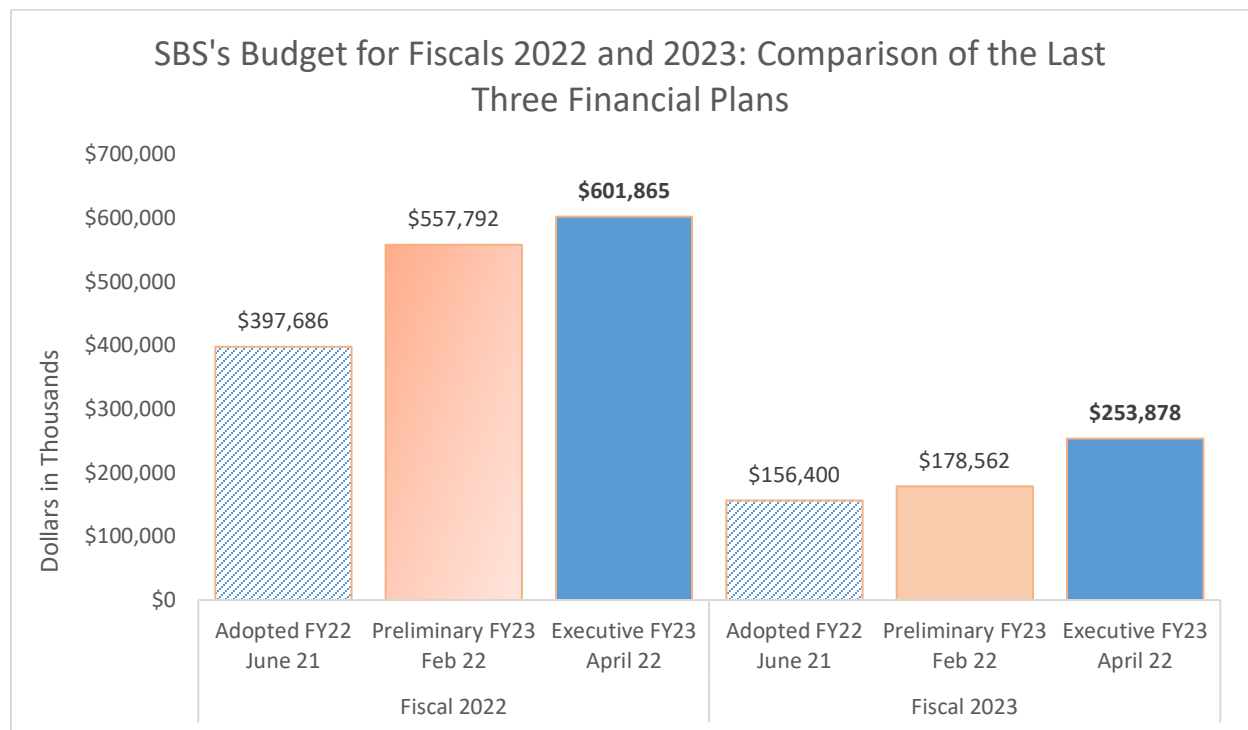
- The Council called upon the Administration to make an investment to assist businesses at launching online storefronts and to help them innovate and adapt to meet the changing needs of the current and future economy. No funding was allocated in the Executive Plan.
- The Council called upon the Administration to establish a grant program for MWBEs to help them access necessary financial resources, assist them in competing against others in their industry, and to encourage hiring from surrounding communities. The Administration did not include any funds in the Executive Plan for this program.
- The Council urged the Administration to restore funding for the ApprenticesNYC program, which provides participants with limited or no prior experience, with paid, full-time apprenticeships to learn skills needed to meet employer demands. These funds were not restored in the Executive Plan.

### SBS Budget Overview

On April 26, 2022, the Administration released the Executive Financial Plan for Fiscal 2022-2026 (Executive Plan) with a proposed budget for Fiscal 2023 of \$99.7 billion. This report offers a review of the Department of Small Business Services’ (the Department or SBS) Fiscal 2023 Executive Budget, including proposed budget actions taken in the Executive Plan. For additional information on SBS’s budget, please refer to the Fiscal 2023 Preliminary Budget report at: <https://council.nyc.gov/budget/wp-content/uploads/sites/54/2022/03/SBS-Prelim-Hearing-Report.pdf>

The Department’s projected Fiscal 2023 budget of \$253.9 million represents less than one percent of the City’s proposed Fiscal 2023 budget in the Executive Plan. SBS’s proposed Fiscal 2022 budget is \$601.9 million, or 51.3 percent, larger than the agency’s Fiscal 2022 Adopted Budget (\$397.7 million).

SBS’s Fiscal 2023 budget increased by \$75.3 million (42.2 percent), from the Preliminary Plan (\$178.6 million). The increase is the result of a number of actions taken, most significant of which are \$10 million for NYC & Company (NYC & Co.) Recovery Blueprint, \$8.3 million for a Small Business Portal, \$5.7 million for Business Improvement District (BID) support and formation, \$4.8 million for the development of the cannabis sector, \$6.5 million to expand the City’s investment in bridge training programs, and \$3.6 million for relocation grants and workforce training programs under the Gowanus Rezoning Initiative.



## Personal Services and Headcount

SBS's Executive Plan includes funding for a total of 306 full-time position in the current fiscal year, increasing to 334 in Fiscal 2023. The current plan represents a reduction in agency headcount of 17 in Fiscal 2022 since adoption.

In the Executive Plan, funding for SBS's personal services (all agency staffing related expenses) comprise \$28.3 million or 4.7 percent of the agency's total Fiscal 2022 plan of \$601.9 million. This number increases to \$32.5 million or 12.8 percent of the agency's total Fiscal 2023 plan of \$253.9 million.

### SBS's Spending and Headcount

	2020	2021	2022	Executive Plan		*Difference
<i>Dollars in Thousands</i>	Actual	Actual	Adopted	2022	2023	2022 - 2023
Spending						
Personal Services	\$26,222	\$25,972	\$30,372	\$28,286	\$32,548	\$2,176
Other Than Personal Services	313,888	201,037	367,313	573,580	221,330	(145,983)
<b>TOTAL</b>	<b>\$340,110</b>	<b>\$227,009</b>	<b>\$397,685</b>	<b>\$601,866</b>	<b>\$253,878</b>	<b>(\$143,807)</b>
Budgeted Headcount						
Full-Time Positions - Civilian	291	265	323	306	334	11
<b>TOTAL</b>	<b>291</b>	<b>265</b>	<b>323</b>	<b>306</b>	<b>334</b>	<b>11</b>

*\*The difference of Fiscal 2022 Adopted Budget compared to Fiscal 2023 Executive Budget.*

## Funding Sources

SBS's budget is financed by city funds as well as state, federal, other categorical and Intra-City funds. In the current financial plan, the Department's primary funding source in Fiscal 2022 is federal funding while in the current fiscal year the primary funding source is city funds. City funds comprises 30.2 percent (\$181.8 million) of SBS's total funding in the current fiscal year, down from the 34.6 percent (\$137.6 million) of the Department's budget financed by city funds in the Adopted 2022 budget. Federal funds comprises 68.9 percent (\$414.9 million) of SBS's total funding in the current fiscal year, up from the 64.6 percent (\$257.1 million) of the Department's budget financed by federal funds in the Adopted 2022 budget. City funds comprises 76.3 percent (\$193.6 million) of the Department's Executive Plan for Fiscal 2023 while federal funds comprises 23.5 percent (\$59.7 million).

The \$44.1 million increase in SBS's Fiscal 2022 and \$75.3 million increase in its Fiscal 2023 budget between the Preliminary Budget and the Executive Plan is primarily the result of modifications to city and federal funds. These changes include:

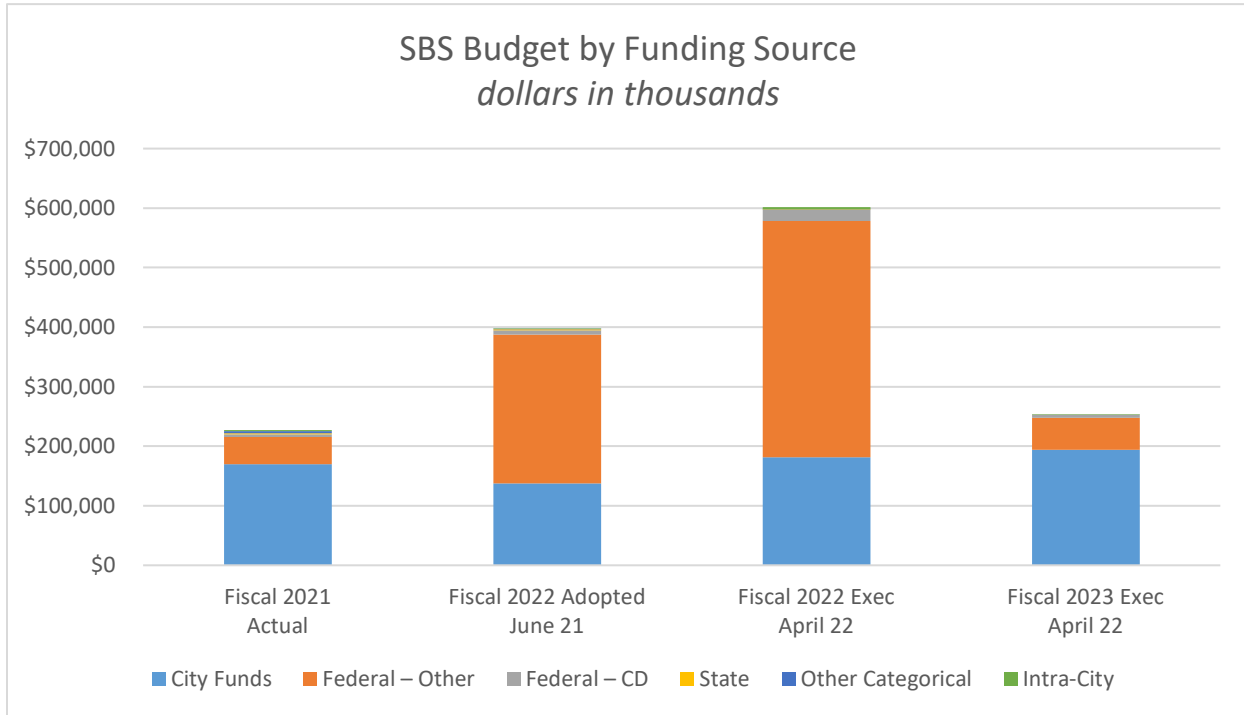
### Federal Funding

Federal funding increases by \$44.9 million in Fiscal 2022 and \$7.5 in Fiscal 2023 when compared to the Preliminary Plan.

### City Funding

City funding decreases by \$2.1 million in Fiscal 2022 and increases by \$69.8 million in Fiscal 2023 when compared to the Preliminary Plan.

See Appendix A for a complete list of all changes reflected in SBS’s Fiscal 2022 and 2023 budgets since adoption.



	2021	2022	Executive Plan		*Difference
<i>Dollars in Thousands</i>	Actual	Adopted	2022	2023	2022 - 2023
City Funds	\$169,872	\$137,599	\$181,800	\$193,643	\$56,045
Federal – Other	45,238	249,806	396,850	54,020	(195,786)
Federal – CD	4,804	7,283	18,108	5,655	(1,629)
State	2,091	2,083	1,054	0	(2,083)
Other Categorical	3,324	354	36	0	(354)
Intra-City	1,682	560	4,017	560	0
<b>TOTAL</b>	<b>\$227,011</b>	<b>\$397,685</b>	<b>\$601,866</b>	<b>\$253,878</b>	<b>(\$143,808)</b>

\*The difference of Fiscal 2022 Adopted Budget compared to Fiscal 2023 Executive Budget.

### Program Area Budgets

In order to provide for better transparency within agency budgets, in 2007 at the behest of the City Council the Administration began providing agency budgets broken down by program areas for fifteen City agencies. The programmatic budgets provide a summary of planned spending in each functional area of an agency.

Budget by Program Area (Dollars in Thousands)	2020	2021	2022	Executive Plan		*Difference
	Actual	Actual	Adopted	2022	2023	2022 - 2023
Agency Administration and Operations	\$83,040	\$31,186	\$38,342	\$50,191	\$32,720	(\$5,621)
Business Development	40,403	20,933	154,503	160,254	22,847	(131,656)
Contract Services: Economic Development Corp	114,171	68,449	55,249	232,907	67,950	12,701
Contract Services: NYC&Co / Tourism Support	21,162	26,156	46,662	47,912	31,162	(15,500)
Contract Services: Other	15,319	15,909	16,702	19,663	19,223	2,521
Economic & Financial Opportunity: M/WBE	4,939	5,581	10,692	9,988	7,443	(3,249)
Neighborhood Development	6,024	6,189	10,888	8,917	7,715	(3,173)
Workforce Development	55,052	52,606	64,649	72,033	64,817	168
<b>Total</b>	<b>\$340,110</b>	<b>\$227,010</b>	<b>\$397,685</b>	<b>\$601,866</b>	<b>\$253,878</b>	<b>(\$143,808)</b>

\*The difference of Fiscal 2022 Adopted Budget compared to Fiscal 2023 Executive Budget.

SBS's program budget includes eight program areas. The Executive Budget includes changes planned for SBS's budget in Fiscal 2023 that impact nearly every program area. A portion of the Department of Small Business Services' Fiscal 2023 Executive Budget represents funds for NYCEDC, whose non-capital related expenses flow through the budget of SBS. Below is a discussion of the most significant program area funding changes in the Executive Plan for SBS.

#### SBS's Program Budget as of the Executive Plan.

- **Business Development:** The Executive Plan includes a reduction of \$131.7 million when compared to the Fiscal 2022 Adopted Budget within the Business Development program area. The majority of the reduction is due to federally funded loan and grant programs for pandemic recovery funded in Fiscal 2022 which were not funded in Fiscal 2023.
- **Contract Services: NYC&Co / Tourism Support.** The Fiscal 2023 Budget includes a reduction of \$15.5 million when compared to the Fiscal 2022 Adopted Budget for NYC&Co. / Tourism Support. Additional funding had been added to the budget for NYC&Co for pandemic recovery in Fiscal 2022, these funds were not included in Fiscal 2023.

#### Changes Since the Preliminary Budget by Spending Type

At each financial plan an agency will submit changes to its budget from the prior plan. These changes are comprised of new needs that have not previously been included in their budget, other adjustments to existing spending (these adjustments can involve adding additional funding or removing funding), savings programs which provide additional resources either through reduced spending or increased revenue, and savings restorations which include the restoration of expenditures that had been reduced in prior financial plans.

The summary of all changes made to SBS's financial plan since adoption can be found in Appendix A.

#### New Needs

SBS's Executive Budget includes no new needs in Fiscal 2022 and \$68.7 million in Fiscal 2023

- **NYC & Co. Recovery Blueprint** (\$10 million in Fiscal 2023). The Executive Plan includes \$10 million in Fiscal 2023 to expand and extend the tourism recovery effort. This spring, NYC & Company will launch a locally focused marketing, promotion, and communications

campaign spotlighting and promoting the rich diversity of New York City neighborhoods. This funding will create an “opportunity fund” attempting to bring new big events, conventions, and meetings to New York City.

- **40 Open Streets** (\$1.6 million in Fiscal 2023). The Executive Plan includes \$1.6 million in Fiscal 2023 for the Open Streets program, which transforms streets into public space open to all. These funds provide community-based development organizations (CBDOS) support for the operation, maintenance, and enhancement of the Department of Transportation’s (DOT)-designated Open Street locations in commercial corridors.
- **Business Improvement District (BID) Support and Formation** (\$5.7 million in Fiscal 2023). The Executive Plan includes \$5.7 million in Fiscal 2023 and \$400,000 in the outyears to incentivize the creation of BIDs in new neighborhoods, and to provide matching funds to small BIDs and merchant associations in low-to moderate income (LMI) communities. The City will provide direct subsidy to the smallest BIDs (those with annual budgets of under \$500,000) to provide more robust services, improve merchant outreach, and better connect business to City services. This funding will enable SBS to provide a suite of back-office, professional services, and startup tools aimed at expanding the capacity of small and new BIDs.
- **Bridge to Good Jobs** (\$1 million in Fiscal 2023). The Executive Plan includes \$1 million in Fiscal 2023 to expand the City’s investment in bridge training programs to help more New Yorkers build foundational job skills. Bridge programs provide educational programs with a focus on career skill building.
- **Cannabis Industry** (\$4.8 million in Fiscal 2023). The Executive Plan includes \$4.8 million in Fiscal 2023 and \$760,000 in the outyears to assist with the development of the cannabis sector. The funding will be utilized to launch broad-based outreach and community engagement making New Yorkers aware of opportunities to participate in the industry, provide technical assistance to support applicants as they navigate the licensing process, and provide direct assistance to entrepreneurs with upfront costs of launching a new business.
- **Commercial Lease Assistance** (\$5.2 million in out-years). The Executive Plan includes \$5.2 million in the outyears for the agency’s Commercial Lease Program. The program provides free legal services to help eligible businesses with such issues as: signing a new commercial lease, amending, renewing, or terminating an existing commercial lease, and addressing other commercial lease-related issues.
- **Expand Stipends** (\$6.3 million in Fiscal 2023). The Executive Plan includes \$6.3 million in Fiscal 2023 and \$200,000 in the out-years to build on a pilot initiative that offers modest stipends to low-income and traditionally underserved participants for occupational training in select areas. The stipends are intended to increase training completion rates among these underserved populations and to support participants in job search after training.
- **Gowanus Rezoning** (\$3.6 million in Fiscal 2023). The Executive Plan includes \$3.6 million in Fiscal 2023, \$1.1 million in Fiscal 2024 and Fiscal 2025, and \$935,000 in Fiscal 2026 for



relocation grants and workforce training programs under the Gowanus Rezoning Initiative.

- **Job Training and Partnerships** (\$6.5 million in Fiscal 2023). The Executive Plan includes \$6.5 million in Fiscal 2023 and \$1.3 million in the outyears to expand the City's investment in bridge training programs to help build foundational job skills for people seeking to join the workforce. This includes English for Speakers of Other Languages (ESOL), high school equivalency (HSE), and pre-apprenticeship programs, as well as entry-level skill, certification, and job readiness training.
- **Small Business Acceleration** (\$500,000 in Fiscal 2023). The Executive Plan includes \$500,000 in Fiscal 2023 and \$800,000 in the outyears for a concierge service that offers businesses a sole point of contact to help navigate City requirements, regulations, and site visits. SBS will integrate data systems and dedicate small business specialists at Department of Environmental Protection (DEP), Department of Buildings (DOB), Department of Health and Mental Hygiene (DOHMH), and Fire Department New York (FDNY) as well as Con Ed and National Grid to coordinate inspections in order to cut opening times for new businesses.
- **Small Business Commission** (\$140,000 in Fiscal 2023). The Executive Plan includes \$140,000 in Fiscal 2023 through Fiscal 2026 for a new Small Business Commission comprised of small business leaders from neighborhoods across the five boroughs. The Commission will be charged with providing input on new policies, laws, regulations, as well as on existing rules, fines, fees and violations. The Commission will serve as a critical link between business leaders and City government.
- **Small Business Language Access** (\$160,000 in Fiscal 2023). The Executive Plan includes \$160,000 in Fiscal 2023 to invest additional resources for language access programs for small businesses. This includes programs that: translate materials into more languages; expand work with local consulates; and work closely with community groups that support immigrant entrepreneurs to align their services with community needs.
- **Small Business Mobile Units** (\$1.5 million in Fiscal 2023). The Executive Plan includes \$1.5 million in Fiscal 2023 and \$500,000 in the outyears to launch a mobile unit that will provide free tax prep, financial counseling, benefits enrollment, job training enrollment, tenant protection services, and other critical resources that the City offers.
- **Small Business Portal** (\$8.3 million in Fiscal 2023). The Executive Plan includes \$8.3 million in Fiscal 2023 and \$600,000 in the outyears for the creation of a Small Business Portal which will allow businesses to complete and track all interactions with the City in real time. Funding in Fiscal 2023 is for the creation of the portal, the funding in the outyears is for operational support of the portal.

### Other Adjustments

SBS's Executive Budget includes \$46.1 million in other adjustments in Fiscal 2022 and \$6.6 million in Fiscal 2023.

- **American Rescue Plan Act (ARPA) Reallocation.** The Executive Plan includes a \$3.1 million reduction of ARPA funding in Fiscal 2022 for Career Pathways, 40 Open Streets and Accelerate Small Business Reopening initiatives.
- **Disaster Recovery National Dislocated Worker Grant (DR NDWG) Alignment.** The Executive Plan includes an additional \$2.1 million in Fiscal 2022 for the Disaster Recovery National Dislocated Worker Grant. These funds are discretionary federal grants providing resources to states and other eligible applicants to respond to large, unexpected layoffs causing significant job losses. This funding is intended to temporarily expand capacity to provide dislocated workers with employment and training services, with the goal of enhancing the employability and earnings of laid off workers.
- **Workforce Innovation and Opportunity Act (WIOA) Realignment.** The Executive Plan includes an additional \$9.4 million in Fiscal 2022 for WIOA realignment. WIOA funds assist job seekers in accessing employment, education, training, and support services. This funding is intended to help job seekers succeed in the labor market and matching employers with the skilled workers they need, to compete in the global economy.

### Savings Program

SBS's Executive Budget includes a reduction of \$2 million in Fiscal 2022 as a result of less than expected spending on personal services.

### Savings Restorations

N/A

## Fiscal 2023 Preliminary Budget Response

In the Fiscal 2023 Preliminary Budget Response (Budget Response)<sup>1</sup>, the Council identified several areas of concern relating to a number of areas]. Below the Council's proposals are discussed and an analysis of how they were addressed in the Executive Plan.

- **E-Commerce/Online Small Business Support.** The Council called upon the Administration to invest \$1.5 million to help businesses launch online storefronts and to innovate and adapt to meet the changing needs of the current and future economy. The Administration did not provide any funding for this initiative in the Executive Plan.
- **Small Business Residence Fund.** The Council called upon the Administration to establish a \$75,000 grant program for MWBEs, providing assistance so that they are able to compete against others in their industry and to encourage hiring from surrounding communities. No additional funds were added in the Executive Plan for this initiative.
- **Apprenticeship Expansion.** The Council urged the Administration to restore the \$1.5 million for the ApprenticeNYC program. The program provides participants with limited or no prior experience, paid, full-time apprenticeships to gain the skills needed to meet

---

<sup>1</sup> The full response can be found at: <https://council.nyc.gov/budget/wp-content/uploads/sites/54/2022/04/Fiscal-2023-Preliminary-Budget-Response-1-3.pdf>

employer demands. The Administration did not provide any funding for this in the Executive Plan.

- Workforce Development Centers.** The Council called upon the Administration to expand the network of Workforce1 Career Centers and include additional training programs that provide workers with the skills to stay competitive in a global marketplace. The Administration partially funded the Council’s request, adding \$1.7 million in the Department of Consumer Affairs and Worker Protection’s (DCWP) budget so that the agency could partner with SBS to expand Financial Empowerment Center (FEC) financial counseling into SBS Workforce Career Centers.

Despite the increased funding added for certain programs there are still some essential programs that did not receive additional support in the Executive Plan. No new funding was added in a number of areas highlighted by the City Council in its response to the Mayor’s Preliminary Fiscal 2023 Financial Plan.

Response Priorities	Amount Requested	Amount Included in the Exec Budget
E-Commerce/Online Small Business Support	\$1.5 Million	\$0
Small Business Residence Fund	\$75,000	\$0
Apprenticeship Expansion	\$1.5 Million	\$0
Workforce Development Centers	\$0	\$1.7 Million

## Federal and State Budget Risks

SBS’ Fiscal 2022 Budget is largely financed by federal funds, with nearly 66 percent of SBS’ current year funding derived from federal resources. The outsized reliance on federal funding is a result of the influx of federal loan and grant programs, which provided relief for small businesses in desperate need of assistance recovering from the devastation of the COVID-19 pandemic. The funds from these loan and grant programs are not available in Fiscal 2023.

SBS’ Fiscal 2023 budget in the Executive Plan is far smaller than its Fiscal 2022 budget primarily as a result of this decline in federal dollars. The COVID-19 pandemic had a devastating impact on New York City’s small business community. Between April 2020 and March 2021 approximately 26,300 businesses in New York City closed permanently. Of this total, 89 percent were very small businesses with 10 employees or fewer. Even as we move past the pandemic, many in the City’s small business community continue to struggle to keep their doors open. The lack of additional federal relief funding for these businesses in the next year could have a dire impact on those small businesses that remain.

## Capital Budget

N/A

### Appendix A: Budget Actions since Fiscal 2022 Adoption

<i>Dollars in Thousands</i>	Fiscal 2022			Fiscal 2023		
	City	Non-City	Total	City	Non-City	Total
<b>SBS Budget as of the Adopted 2022 Budget</b>	<b>\$137,599</b>	<b>\$260,087</b>	<b>\$397,686</b>	<b>\$104,851</b>	<b>\$51,549</b>	<b>\$156,400</b>
<b>New Needs</b>						
Business Preparedness and Flood Resiliency Prog	\$2,000	\$0	\$2,000	\$2,000	\$0	\$2,000
EDC Business Attraction & Development	3,500	0	3,500	4,000	0	4,000
EDC Ferry Integration Study	1,000	0	1,000	0	0	0
EDC Good Neighbor Program	2,000	0	2,000	0	0	0
EDC Lower Manhattan Coastal Resiliency	1,000	0	1,000	5,000	0	5,000
EDC Transportation Infrastructure	15,000	0	15,000	8,200	0	8,200
EDC Waterfront Maintenance	125	0	125	250	0	250
Homecoming Events	1,000	0	1,000	0	0	0
NYC&CO Homecoming Events	1,250	0	1,250	0	0	0
Offshore Wind	2150	0	2,150	1,600	0	1,600
TGI Ferry Services	1233	0	1,233	0	0	0
Vaccine Incentive	5	0	5	0	0	0
Vaccine Incentives Program	12,000	0	12,000	0	0	0
<b>Subtotal, New Needs</b>	<b>\$42,263</b>	<b>\$0</b>	<b>\$42,263</b>	<b>\$21,050</b>	<b>\$0</b>	<b>\$21,050</b>
<b>Other Adjustments</b>						
40 Open Streets Reallocation	\$0	\$240	\$240	\$0	\$0	\$0
Academy Bus Transfer	0	(500)	(500)	0	0	0
Bike Parking Surveys	0	98	98	0	0	0
Census Staffer Transfer	32	0	32	0	0	0
Cleanup Corps Program	0	220	220	0	0	0
COVID Vaccination Costs	0	84	84	0	0	0
EDC Vaccine Incentive Program	0	20,000	20,000	0	0	0
EDC Vaccine Incentives	0	30,750	30,750	0	0	0
FEMA Flood Map FY22	0	106	106	0	0	0
FY20 Staff-Time	0	465	465	0	0	0
Y22 BPREP State Rollover -PS	0	90	90	0	0	0
FY22 BPREP State RolloverOTPS	0	102	102	0	0	0
FY22 BC 1418 PTAC Increase	0	185	185	0	0	0
Y22 BPREP City Rollover	0	53	53	0	0	0
FY22 CDBG Rollover Increase	0	172	172	0	0	0
FY22 Cyber Corp Decrease	0	(354)	(354)	0	0	0
FY22 ER-NDWG Grant Increase	0	1673	1,673	0	0	0
FY22- Gaming/Publishing-MOME	0	373	373	0	0	0
FY22 HSBLGP Takedown	0	(6)	(6)	0	0	0
FY22 LGRMIF Grant	0	71	71	0	0	0
FY22 TAA Budget Increase	0	892	892	0	0	0
Homeport Demo	0	1989	1,989	0	0	0
HRO	0	723	723	0	0	0
Human Services Support Realignment.	(34)	0	(34)	0	0	0
I/C mod with EDC- Battery Wha	0	190	190	0	0	0
OSA CB FUNDING	27	0	27	28	0	28
Police Reform Transfer	100	0	100	0	0	0
PS 90 EDC/SBS	0	15	15	0	0	0
PS and OTPS Savings	(846)	0	(846)	0	0	0
Raise Shoreline FY22	0	2,529	2,529	0	0	0
Raise Shoreline FY22 Funding	0	4,024	4,024	0	120	120
RISE FY22 funding after roll	0	1,759	1,759	0	0	0
RS - Coney Island Creek FY22	0	1,000	1,000	0	3,050	3,050
Short-Term Training Transfer	4,960	0	4,960	0	0	0

<i>Dollars in Thousands</i>	Fiscal 2022			Fiscal 2023		
	City	Non-City	Total	City	Non-City	Total
Staten Island Job Center	134	0	134	0	0	0
TGI City Cleanup Corps	0	151	151	0	0	0
TGI Savings	(115)	0	(115)	0	0	0
Tompkinsville Esp	0	2,189	2,189	0	0	0
Urban Technology Growth Hub	0	766	766	0	0	0
<b>Subtotal, Other Adjustments</b>	<b>\$4,259</b>	<b>\$70,049</b>	<b>\$74,307</b>	<b>\$28</b>	<b>\$3,170</b>	<b>\$3,198</b>
<b>TOTAL, All Changes</b>	<b>\$46,521</b>	<b>\$70,049</b>	<b>\$116,570</b>	<b>\$21,078</b>	<b>\$3,170</b>	<b>\$24,248</b>
<b>SBS Budget as of the November 2022 Plan</b>	<b>\$184,120</b>	<b>\$330,134</b>	<b>\$514,254</b>	<b>\$125,929</b>	<b>\$54,719</b>	<b>\$180,648</b>
<b>New Needs in Fiscal 2023 Prelim Budget</b>						
SBS Grant Program Admin Costs	\$4,000	\$0	\$4,000	\$0	\$0	\$0
<b>Subtotal, New Needs</b>	<b>\$4,000</b>	<b>\$0</b>	<b>\$4,000</b>	<b>\$0</b>	<b>\$0</b>	<b>\$0</b>
<b>Other Adjustments in Fiscal 2023 Prelim Budget</b>						
22EDC021	\$0	\$65	\$65	\$0	\$0	\$0
22FY EDC ENGINEER 1	0	70	70	0	0	0
BNYDC DAC PW4751	0	1,000	1,000	0	0	0
City Council Member Items	410	0	410	0	0	0
EDC COVID-19 PS Costs	0	6,200	6,200	0	0	0
EDC Vaccine Booster Incentives	0	35,000	35,000	0	0	0
FY22 Arcadis Fees	0	1,000	1,000	0	0	0
FY22 MOPD Neilsen Alignment	0	24	24	0	0	0
I/C mod with EDC- Battery Whar	0	2	2	0	0	0
MOER - EPA Petrol	0	166	166	0	0	0
MOER BF-EPA CW Petrol Sub Asse	0	31	31	0	0	0
MOER- EPA CW HAZ SUB	0	17	17	0	0	0
MOER- EPA HAZ	0	139	139	0	0	0
<b>Subtotal, Other Adjustments</b>	<b>\$410</b>	<b>\$43,711</b>	<b>\$44,121</b>	<b>\$0</b>	<b>\$0</b>	<b>\$0</b>
<b>Savings in Fiscal 2023 Preliminary Budget</b>						0
Construction Safety	(\$1,500)	\$0	(\$1,500)	\$0	\$0	\$0
CUNY 2x Tech	(140)	0	(140)	0	0	0
CUNY Training Program.	(128)	0	(128)	0	0	0
EDC Business Attraction	(500)	0	(500)	(500)	0	(500)
EDC Ferry Integration	(1,000)	0	(1,000)	0	0	0
Faith Center	(41)	0	(41)	0	0	0
Indirect Cost Rate	(495)	0	(495)	(622)	0	(622)
Legacy Business Support	(126)	0	(126)	0	0	0
Vacancy Reduction	(149)	0	(149)	(727)	0	(727)
Waterfront Permits	(150)	0	(150)	0	0	0
OER JumpStart	(124)	0	(124)	(126)	0	(126)
TGI Operations OTPS Savings	(230)	0	(230)	(110)	0	(110)
<b>Subtotal, Savings Program</b>	<b>(\$4,583)</b>	<b>\$0</b>	<b>(\$4,583)</b>	<b>(\$2,085)</b>	<b>\$0</b>	<b>(\$2,085)</b>
<b>TOTAL, All Changes</b>	<b>(\$174)</b>	<b>\$43,711</b>	<b>\$43,538</b>	<b>(\$2,085)</b>	<b>\$0</b>	<b>(\$2,085)</b>
<b>SBS Budget as of the Preliminary 2023 Budget</b>	<b>\$183,946</b>	<b>\$373,846</b>	<b>\$557,792</b>	<b>\$123,843</b>	<b>\$54,719</b>	<b>\$178,562</b>
<b>New Needs in Fiscal 2023 Exec Budget</b>						
40 Open Streets	\$0	\$0	\$0	\$1,570	\$0	\$1,570
BIDs Support and Formation	0	0	0	5,700	0	5,700
Bridge to Good Jobs	0	0	0	1,000	0	1,000
Business Resource Center	0	0	0	1,500	0	1,500
Cannabis Industry	0	0	0	4,760	0	4,760
Consultant Services	0	0	0	1,500	0	1,500
EDC Liberty Plaza Lease	0	0	0	5,000	0	5,000
Expand Stipends	0	0	0	6,300	0	6,300
Gowanus Rezoning	0	0	0	3,635	0	3,635
Green Economy	0	0	0	1,000	0	1,000
Hunts Point Forward	0	0	0	200	0	200

<i>Dollars in Thousands</i>	Fiscal 2022			Fiscal 2023		
	City	Non-City	Total	City	Non-City	Total
Job Training and Partnerships	0	0	0	6,500	0	6,500
NYC&CO Recovery Blueprint	0	0	0	10,000	0	10,000
Small Business Acceleration	0	0	0	500	0	500
Small Business Commission	0	0	0	140	0	140
Small Business Language Access	0	0	0	160	0	160
Small Business Mobile Units	0	0	0	1,500	0	1,500
Small Business Portal	0	0	0	8,300	0	8,300
Talent Portal	0	0	0	5,000	0	5,000
TGI Operations	0	0	0	2,922	0	2,922
Venture Fellows	0	0	0	1,500	0	1,500
<b>Subtotal, New Needs</b>	<b>\$0</b>	<b>\$0</b>	<b>\$0</b>	<b>\$68,687</b>	<b>\$0</b>	<b>\$68,687</b>
<b>Other Adjustments in Fiscal 2023 Exec Budget</b>						
22FY EDC ENGINEER 2	\$0	\$86	\$86	\$0	\$0	\$0
22FY EDC ENGINEER 4	0	207	207	0	0	0
Avenue NYC Rollover	0	(500)	(500)	0	500	500
EDC Agency Transfer	2,250	0	2,250	0	0	0
EDC Cleanup Corps	0	(396)	(396)	0	6,536	6,536
EDC FTA Funding - NYC Ferry	0	30,000	30,000	0	0	0
Energy Master Plan	0	33	33	0	0	0
Flatbush ND Rollover	(200)	0	(200)	0	0	0
FY22 ARPA Reallocation	0	(3,124)	(3,124)	0	0	0
FY22 DR NDWG Alignment	0	2,069	2,069	0	0	0
FY22 MOPD Neilsen Alignment	0	12	12	0	0	0
FY22 WIOA Realignment	0	9,391	9,391	0	0	0
Green Manufacturing Rollover	0	(480)	(480)	0	480	480
Heat, Light and Power	(999)	0	(999)	535	0	535
NYC EDC MOC&S MOU	0	1,500	1,500	0	0	0
OEO funding adjustment	(400)	0	(400)	1,713	0	1,713
REPAIR OF THE HARBOR GEORGE W	0	118	118	0	0	0
SBS Cleanup Corps	0	(19)	(19)	0	0	0
Staten Island Bus Transfer	(647)	(600)	(1,247)	(1,285)	(2,000)	(3,285)
TGI Cleanup Corps	0	(77)	(77)	0	0	0
Vaccine Incentive	0	8,000	8,000	0	0	0
YMI Rollover	(150)	0	(150)	150	0	150
<b>Subtotal, Other Adjustments</b>	<b>(\$146)</b>	<b>\$46,219</b>	<b>\$46,073</b>	<b>\$1,113</b>	<b>\$5,516</b>	<b>\$6,629</b>
<b>Savings Program in the Fiscal 2023 Exec Budget</b>						0
PS Savings	(\$2,000)	\$0	(\$2,000)	\$0	\$0	\$0
<b>Subtotal, Savings Program</b>	<b>(\$2,000)</b>	<b>\$0</b>	<b>(\$2,000)</b>	<b>\$0</b>	<b>\$0</b>	<b>\$0</b>
<b>TOTAL, All Changes</b>	<b>(\$2,146)</b>	<b>\$46,219</b>	<b>\$44,073</b>	<b>\$69,800</b>	<b>\$5,516</b>	<b>\$75,316</b>
<b>SBS Budget as of the Executive 2023 Budget</b>	<b>\$181,800</b>	<b>\$420,065</b>	<b>\$601,865</b>	<b>\$193,643</b>	<b>\$60,235</b>	<b>\$253,878</b>