



**NEW YORK CITY COUNCIL  
FINANCE DIVISION**

**Tanisha S. Edwards, Esq.**  
Chief Financial Officer and  
Deputy Chief of Staff to the  
Speaker

**Jonathan Rosenberg**  
Managing Deputy Director

**Eisha Wright**  
Deputy Director

**Paul Scimone**  
Deputy Director

**Dohini Sompura**  
Assistant Director

**Cirilhen Francisco**  
Unit Head

**Jon Seltzer**  
Senior Finance Analyst

Hon. Adrienne E. Adams  
Speaker of the Council

Hon. Justin Brannan  
Chair, Committee on Finance

Hon. Sandy Nurse  
Chair, Committee on Sanitation and Solid Waste Management

**Report to the Committee on Finance and the  
Committee on Sanitation and Solid Waste  
Management on the Fiscal 2023 Executive  
Plan and the Fiscal 2023 Executive Capital  
Commitment Plan**

**Department of Sanitation**

**May 10, 2022**

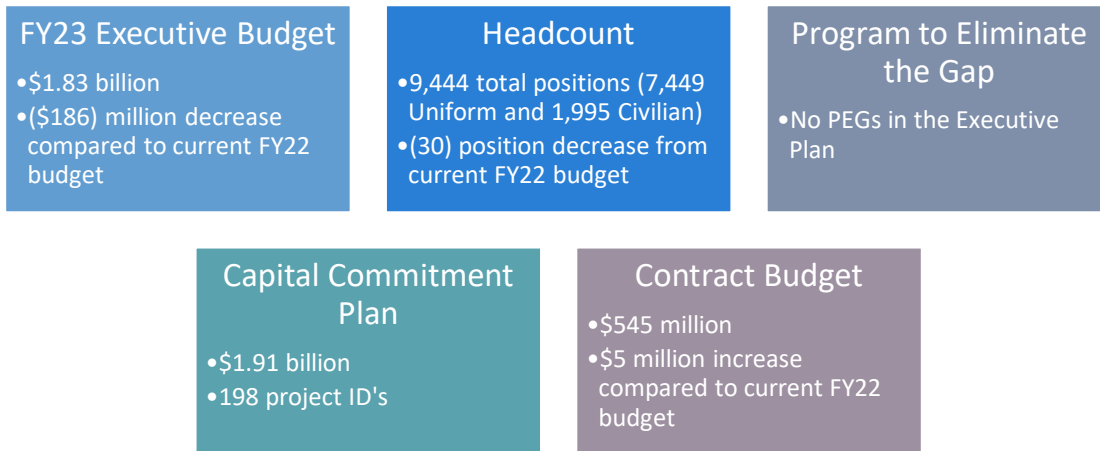
(Report Prepared by Jon Seltzer)



## Table of Contents

Department of Sanitation Fiscal 2023 Executive Budget Snapshot .....	1
DSNY Budget Overview.....	2
Personal Services and Headcount .....	2
Funding Sources.....	3
Program Area Budgets.....	4
Changes since the Preliminary Budget by Spending Type.....	6
New Needs.....	6
Other Adjustments.....	7
Savings Program.....	7
Fiscal 2023 Preliminary Budget Response .....	8
Federal and State Budget Risks .....	10
Capital Budget.....	10
DSNY’s Fiscal 2022-2026 Capital Commitment Plan.....	10
Capital Highlights .....	11
Appendix A: Budget Actions since Fiscal 2022 Adoption .....	13

## Department of Sanitation Fiscal 2023 Executive Budget Snapshot



### Budget Response

#### Council Priorities

- \$1.9 million for street sweeping
- \$3.5 million for organic drop-off sites
- \$459,215 for reuse swap programs
- \$1.3 million for a public space containerization
- \$10.4 million for the school organics collection program

### New Needs

#### Other Significant New Needs

- \$66 million for a personal services
- \$17.9 million for organics programs
- \$7.9 million for a waste characterization study
- \$2.8 million for bike lane sweeping
- \$2.2 million for community composting relocation
- \$550,000 for the solid waste management plan

### Other Adjustments

#### Adjustments in the Executive Budget

- \$13.1 million for motor fuel
- \$1.2 million for heat, light, and power

### Major Agency Issues

#### Agency Issues Identified

- Several prior year and Fiscal 2023 programmatic/headcount cuts that were included in the Council's Fiscal 2023 Budget Response were not restored in the Fiscal 2023 Executive Budget; and
- Several new sanitation response proposals in the Fiscal 2023 Council Budget Response remain unfunded as of the Executive Budget.

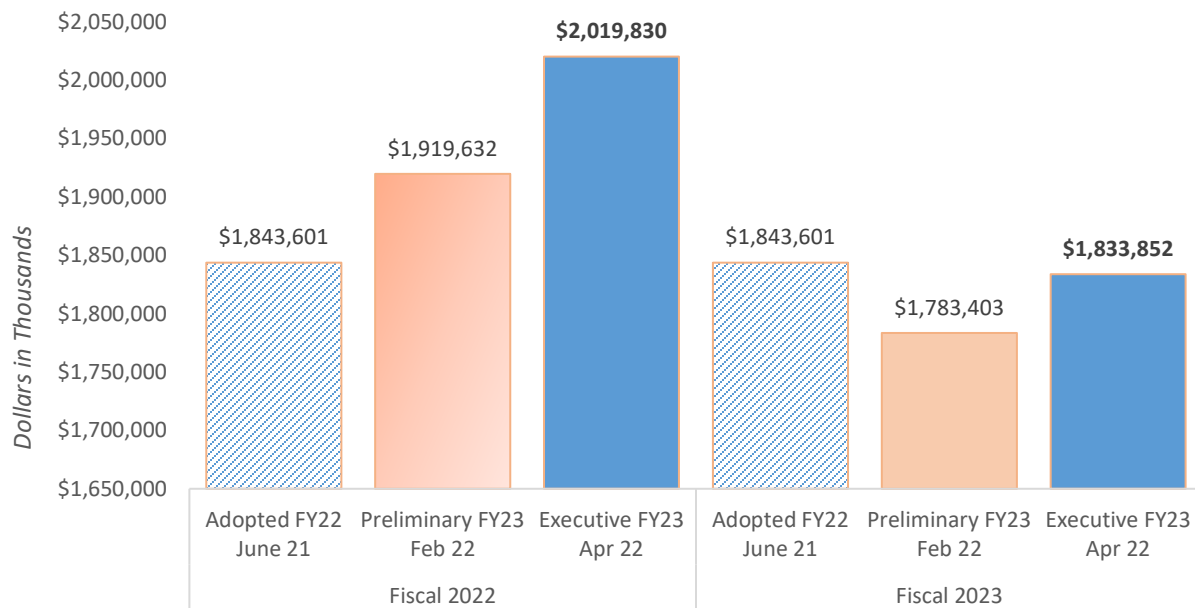
## DSNY Budget Overview

On April 26, 2022, the Administration released the Executive Financial Plan for Fiscal 2022-2026 (Executive Plan) with a proposed budget for Fiscal 2023 of \$99.7 billion. This report offers a review of the Department of Sanitation’s (the Department or DSNY) Fiscal 2023 Executive Budget, proposed budget actions taken in the Executive Plan. For additional information on DSNY’s Preliminary Budget, please refer to the Fiscal 2023 Preliminary Budget report at: <https://council.nyc.gov/budget/wp-content/uploads/sites/54/2022/03/DSNY.pdf>

The Department’s projected Fiscal 2023 budget of \$1.83 billion represents 1.8 percent of the City’s proposed Fiscal 2023 budget in the Executive Plan. DSNY’s proposed Fiscal 2022 budget is \$2.02 billion, or 9.5 percent, larger than the agency’s Fiscal 2022 Adopted Budget (\$1.84 billion).

DSNY’s Fiscal 2023 budget increased by \$50.5 million (2.8 percent), from the Fiscal 2023 Preliminary Plan (\$1.78 billion). The increase is the result of a number of actions taken, most significant of which are: \$17.9 million for organics programs; \$7.9 million waste characterization study; \$13.3 million for a motor fuel adjustment; and \$2.9 million for bike lane sweeping.

DSNY Budget for Fiscal 2022 and 2023: Comparison of the Last Three Financial Plans



## Personal Services and Headcount

DSNY’s Executive Plan includes funding for a total of 9,474 full-time positions in the current year, decreasing to 9,444 in Fiscal 2023. The current plan represents a reduction in agency headcount of 211 in Fiscal 2022 since adoption.

In the Executive Plan, funding for DSNY’s personal services (all agency staffing related expenses) comprise \$1.22 billion or 60 percent of the agency’s total Fiscal 2022 plan. This number decreases to \$1.06 billion or 58 percent in Fiscal 2023.

<b>Table 1: DSNY Spending and Budgeted Headcount Summary</b>						
<i>Dollars in Thousands</i>	2020	2021	2022	Executive Plan		*Difference
	Actual	Actual	Adopted	2022	2023	2022 - 2023
<b>Spending</b>						
Personal Services	\$1,066,172	\$1,216,438	\$1,092,469	\$1,220,273	\$1,058,396	(\$34,073)
Other Than Personal Services	1,037,032	1,162,263	751,132	799,557	775,456	\$24,324
<b>TOTAL</b>	<b>\$2,103,204</b>	<b>\$2,378,701</b>	<b>\$1,843,601</b>	<b>\$2,019,830</b>	<b>\$1,833,852</b>	<b>(\$9,749)</b>
<b>Budgeted Headcount</b>						
Full-Time Positions - Civilian	2,107	1,998	2,172	1,992	1,995	(177)
Full-time Positions - Uniform	7,755	7,220	7,483	7,482	7,449	(34)
<b>TOTAL</b>	<b>9,862</b>	<b>9,218</b>	<b>9,655</b>	<b>9,474</b>	<b>9,444</b>	<b>(211)</b>

\*The difference of Fiscal 2022 Adopted Budget compared to Fiscal 2023 Executive Budget.

## Funding Sources

DSNY's budget is financed by City funds as well as federal, State, Intra-City, and Capital intra-fund agreements. In the current financial plan, the Department's primary funding source is City funds. City funds comprises 76.1 percent (\$1.54 billion) of DSNY's total funding in the current fiscal year, a slight increase from the 75.2 percent (\$1.39 billion) of the Department's City funds in the current year in the Adopted 2022 budget. City funds comprise 98.7 percent (\$1.81 billion) of the Department's Executive Plan for Fiscal 2023.

The \$9.75 million decrease in DSNY's Fiscal 2022 budget between the Adopted Budget and the 2023 Executive Plan is primarily the result of modifications to City and federal funds. These changes include:

### Federal Funding

Federal funding is \$433.5 million less in Fiscal 2023 when compared to Fiscal 2022 as DSNY received one-time COVID-19 pandemic related federal funding in lieu of City tax levy in Fiscal 2022.

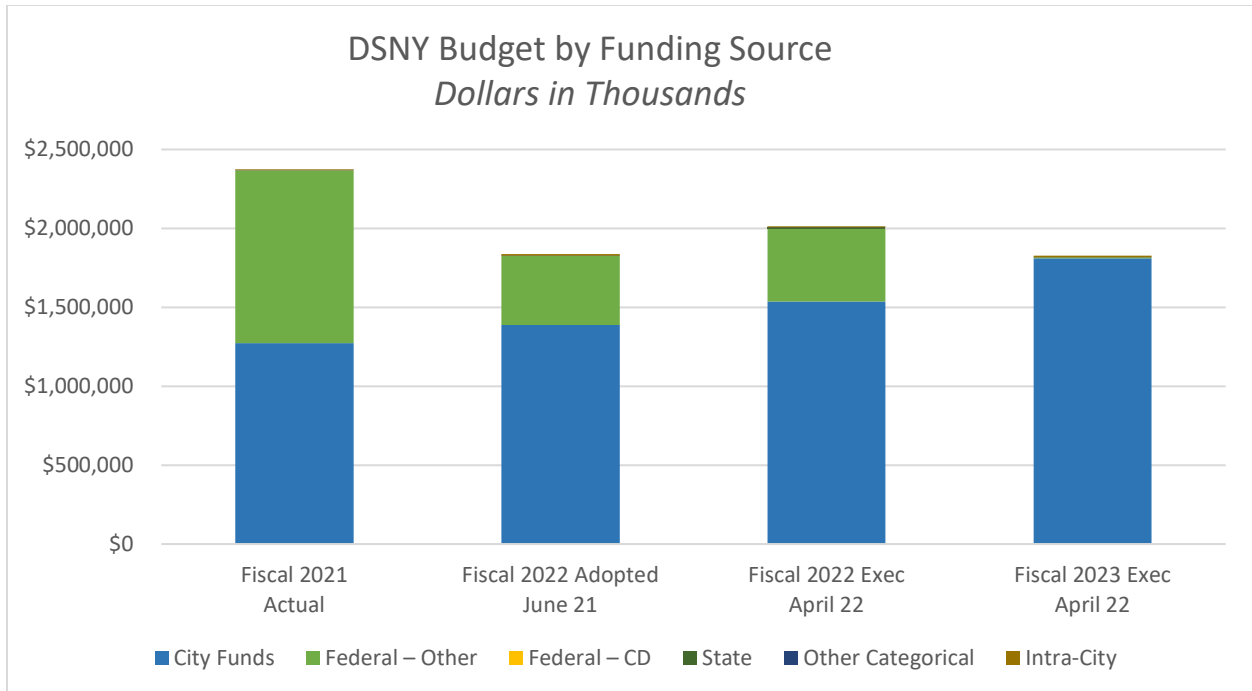
### State Funding

State funding remains unchanged in Fiscal 2023 when compared to the Preliminary Plan.

### City Funding

City funding increases by \$423.7 million in Fiscal 2023 when compared to the Preliminary Plan.

See Appendix A for a complete list of all changes reflected in DSNY's Fiscal 2022 and 2023 budgets since adoption.



<i>Dollars in Thousands</i>	2021	2022	Executive Plan		*Difference
	Actual	Adopted	2022	2023	2022 - 2023
<b>Funding</b>					
City Funds	\$1,274,026	\$1,386,381	\$1,537,765	\$1,810,063	\$423,682
Other Categorical	3,456	750	1,556	750	0
Capital- IFA	5,714	5,710	5,734	5,735	24
State	0	0	9,235	0	0
Federal - Community Development	412	0	48	0	0
Federal - Other	1,092,702	441,061	458,264	7,600	(433,462)
Intra-City	2,389	9,699	7,228	9,706	7
<b>TOTAL</b>	<b>\$2,378,699</b>	<b>\$1,843,601</b>	<b>\$2,019,830</b>	<b>\$1,833,852</b>	<b>(\$9,749)</b>

\*The difference of Fiscal 2022 Adopted Budget compared to Fiscal 2023 Executive Budget.

### Program Area Budgets

In order to provide for better transparency within agency budgets, in 2007 at the behest of the City Council, the Administration began providing agency budgets broken down by program areas for fifteen of the City’s agencies. The programmatic budgets provide a summary of planned spending in each functional area of an agency.

	Fiscal 2020 Actual	Fiscal 2021 Actual	Fiscal 2022 Adopted	Fiscal 2022 Exec	Fiscal 2023 Exec	Difference 2022-2023
<b>Budget by Program Area</b>						
Civilian Enforcement	\$4,498	\$4,468	\$5,276	\$5,276	\$5,260	(\$15)
Collection & Street Cleaning	803,196	875,389	846,180	955,724	815,076	(31,104)
Enforcement - General	15,335	13,131	16,199	16,868	16,607	408
Engineering	7,726	7,309	8,411	8,809	8,448	37
General Administration	486,544	612,726	137,436	170,679	147,805	10,369
Legal Services	4,081	4,287	3,904	3,904	3,904	0
Long Term Export	1,268	1,322	1,061	1,063	1,061	0
Public Information	2,242	2,124	2,386	2,386	2,386	0
Snow Removal	52,276	142,541	88,545	109,783	96,173	7,628
Solid Waste Transfer Stations	27,227	25,040	25,589	25,589	25,589	0
Support Operations - Motor Equipment	100,420	96,049	96,011	102,212	100,000	3,989
Support Operations-Building Management	34,242	33,681	31,558	35,513	31,780	222
Waste Disposal - General	15,376	15,196	18,766	21,499	18,859	93
Waste Disposal - Landfill Closure	60,006	50,345	43,980	37,163	16,787	(27,193)
Waste Export	430,017	452,300	448,161	468,547	470,124	21,963
Waste Prevention, Reuse, and Recycling	58,750	42,793	70,137	54,816	73,992	3,856
<b>TOTAL</b>	<b>\$2,103,204</b>	<b>\$2,378,701</b>	<b>\$1,843,601</b>	<b>\$2,019,830</b>	<b>\$1,833,852</b>	<b>(\$9,749)</b>

\*The difference of Fiscal 2022 Adopted Budget compared to Fiscal 2023 Executive Budget.

DSNY's program budget includes 16 program areas. Changes planned for DSNY's budget in Fiscal 2023 impact nearly every program area. Below is a discussion of the most significant program area funding changes in the Executive Plan.

#### DSNY's Budget as of the Executive Plan.

- **Collection & Street Cleaning:** A \$31.1 million decrease for collection & street cleaning mainly for uniform overtime, salaries, and fringe benefits.
- **General Administration:** A \$10.4 million increase for general administration mainly for other services and charges, as well as full-time salaried civilian positions.
- **Snow Removal.** A \$7.6 million increase for snow removal, which is based on the five-year average of actual spending for snow removal.
- **Support Operations – Motor Equipment.** A \$4 million increase for support operations – motor equipment to support full-time salaried civilian positions, as well as property and equipment, and other services and charges.
- **Waste Disposal – Landfill Closure.** A \$27.2 million decrease for waste disposal – landfill closure for contractual services.
- **Waste Export.** A \$21.9 million increase for waste export for contractual services.

- **Waste Prevention, Reuse, and Recycling.** A \$3.9 million increase for waste prevention, reuse, and recycling mainly for contractual services; slightly offset by a reduction for supplies and materials, as well as fixed and miscellaneous charges.

## Changes Since the Preliminary Budget by Spending Type

At each financial plan an agency will submit changes to its budget from the prior plan. These changes are comprised of new needs that have not previously been included in their budget, other adjustments to existing spending (these adjustments can involve adding additional funding or removing funding), savings programs which provide additional resources either through reduced spending or increased revenue, and savings restorations which include the restoration of expenditures that had been reduced in prior financial plans. A summary of all changes made to DSNY's financial plan since adoption can be found in Appendix A.

### New Needs

DSNY's Executive Budget includes \$34.5 million of new needs in Fiscal 2023. Of this amount, approximately \$19.5 million was baselined in the outyears.

- **Bike Lane Sweeping.** (\$2.8 million in Fiscal 2023 and 19 positions, \$2.1 million in Fiscal 2024 and 21 positions, \$2.3 million in Fiscal 2025 and 23 positions, and \$2.5 million in Fiscal 2026 and 25 positions) Adds funding for bike lane sweeping operations.
- **Community Composting Relocation.** (\$448,129 in Fiscal 2022 and \$2.2 million in Fiscal 2023) Adds funding to support the Lower East Side (LES) Ecology Center to build a temporary community compost site on Rockaway Ave in Brooklyn while the East Side Coastal Resiliency Project (ESCR) is being implemented in East River Park in Manhattan. The prior Administration committed to funding LES Ecology Center's temporary relocation as well as its return to East River Park at the completion of the ESCR project.
- **Organics Programs.** (\$17.9 million in Fiscal 2023 and 21 positions, \$11.5 million in Fiscal 2024 and 21 positions, and \$11.6 million in Fiscal 2025 and in the outyears, with 21 positions). Fiscal 2023 includes one-time funding for a significant investment in organics bins of approximately \$1.7 million, this funding is not included in the outyears. In addition, Fiscal 2023 includes a significant temporary expansion of the Grow NYC Outreach service while the school organics program expansion is being implemented. This decreases by approximately \$4.2 million in the outyears when compared to Fiscal 2023. Funding for Fiscal 2023 is as follows:
  - \$9.2 million in Fiscal 2023 and \$2.8 million annually thereafter to expand curbside organics collection to 534 additional school buildings and establish public organics drop-off sites using smart compost bins co-located at or near 100 school buildings.
  - \$4 million in baseline funding to continue the seasonal fall leaf and yard waste collection program mandated by local law;
  - \$3.5 million in baseline funding to maintain the expanded food scrap drop-off operation and associated community composting; and



- \$1.2 million in baseline funding for the 15 DSNY civilian program coordination staff currently hired, but only funded in Fiscal 2022.
- **Personal Services Adjustment.** (\$66 million in Fiscal 2022 only) Adds funding to address personal services deficits, which include civilian salaries, shift and night differentials, holiday pay, and civilian and uniform overtime.
- **Public Space Containerization.** (\$1.3 million in Fiscal 2023, including three positions and in the outyears) Funds expansion of the public waste containerization program. Currently, the residential pilot is in the solicitation phase, details regarding sizing, location, and design will be determined as part of the design process once a vendor is selected.
- **Reuse Swap Programs.** (\$459,215 in Fiscal 2023, including one position baselined in the outyears) This funding will support reuse swap programs. Funding for this program is broken down as follows:
  - \$394,215 to fund GrowNYC to operate Stop’N’Swap events, one per community district as directed by DSNY; and
  - \$65,000 for a community coordinator who was hired in Fiscal 2022 to coordinate the citywide reuse swap program.
- **Solid Waste Management Plan.** (\$550,000 in Fiscal 2023 only) This funding will support a multi-year request to develop the Solid Waste Management Plan, which will tentatively start on June 1, 2022, and end in Fiscal 2026 (date is to be determined).
- **Street Sweeping Restoration.** (\$1.9 million in Fiscal 2023 and 41 positions, \$2 million in Fiscal 2024 and 41 positions, \$2.1 million in Fiscal 2025 and 41 positions, and \$3.9 million in Fiscal 2026 and 41 positions) Increased funding to fully restore twice a week street sweeping, which was reduced during the pandemic.
- **Waste Characterization Study.** (\$118,560 in Fiscal 2022, \$7.9 million Fiscal 2023, and \$256,100 in Fiscal 2024) This funding will support a waste characterization study. The waste characterization study assesses changes in the composition of discarded material and informs the development of waste management and services.

### Other Adjustments

DSNY’s Executive Budget includes an increase of \$15.9 million in other adjustments in Fiscal 2023. Some of the major adjustments include the following.

- **Motor Fuel.** (\$1.7 million in Fiscal 2022 and \$13.3 million in Fiscal 2023 and in the outyears) Adds funding for adjustments for the cost of motor fuel.
- **Heat, Light, and Power.** (\$2.3 million in Fiscal 2022 and \$1.2 million in Fiscal 2023 and in the outyears) Adds funding for a heat, light, and power adjustment.

### Savings Program

N/A

## Fiscal 2023 Preliminary Budget Response

In the Fiscal 2023 Preliminary Budget Response (Budget Response)<sup>1</sup>, the Council identified several areas of concern relating to street and sidewalk cleanliness; rat mitigation; E-Waste curbside collection; illegal dumping enforcement; lot cleaning; supplemental highway ramp cleaning; conducting a save-as-you-throw study; Zero-waste School Education Program/Stop 'N'Swap Program; organic drop-off sites; the curbside organics collection program; addressing multiple cuts to uniform and civilian staff titles; school organics program expansion; and building out a new organics processing facility. Below the Council's proposals are discussed and an analysis of how they were addressed in the Executive Plan.

- **New Public Waste Containers:** In the Council's Fiscal 2023 Budget Response, the Council called upon the Administration to include \$935,000 in the Executive Budget to continue the waste containerization pilot into Fiscal 2023 and in the outyears. In response, the Administration included \$1.3 million for this program in the Executive Budget for Fiscal 2023 and in the outyears.
- **Organic Drop-off Sites.** In the Budget Response, the Council called upon the Administration to restore and baseline \$3.5 million for organic drop-off sites. In response, the Administration restored and baselined \$3.5 million in the Executive Budget for organic drop-off sites.
- **School Organics Collection Program.** In response to the Mayor's Fiscal 2023 Preliminary Budget, the Council called upon the Administration to expand the school organics collection program. In response, the Administration included \$10.4 million in Fiscal 2023 for school organics collection, which also includes school organic drop-off sites, and coordinator support staff. Funding reduces to \$2.8 million in the outyears as upfront costs for the program reduce overtime.
- **Zero-waste Schools Education Program/Stop 'N' Swap.** In the Council's Fiscal 2023 Budget Response, the Council called upon the Administration to restore, expand, and baseline \$3.1 million of funding for the Zero-waste Schools Education Program and Stop 'N' Swap sites. The Fiscal 2023 Executive Budget includes \$459,215 in Fiscal 2023 and in the outyears for reuse swap programs. Funding for this program is broken down as follows:
  - \$394,215 is to fund GrowNYC to operate Stop'N'Swap events one per community district as directed by DSNY; and
  - \$65,000 is for a community coordinator who was hired in Fiscal 2022 to coordinate the citywide reuse swap program.
- **Street Sweeping.** In the Council's Fiscal 2023 Budget Response, the Council called upon the Administration to restore and baseline \$2 million for twice-a-day street sweeping. In

---

<sup>1</sup> The full response can be found at: <https://council.nyc.gov/budget/wp-content/uploads/sites/54/2022/04/Fiscal-2023-Preliminary-Budget-Response-1-3.pdf>

response, the Administration included \$1.93 million for street sweeping in Fiscal 2023, growing to \$3.9 million in the outyears.

Despite the increased funding added for certain sanitation programs, there are some essential programs that did not receive additional support in the Executive Plan. No new funding was added in a number of areas highlighted by the Council in its Budget Response to the Mayor's Preliminary Fiscal 2023 Financial Plan.

- Restore Sanitation's Fiscal 2023 Budget Cuts.** In the Council's Fiscal 2023 Budget Response, the Council called upon the Administration to restore \$47.8 million in Fiscal 2023 cuts to DSNY's budget. However, no funding was restored in the Executive Budget for garage utility/splinter group personnel nor to reverse civilian vacancy reductions included in the Preliminary Budget, as well as headcount and programmatic changes to the curbside organics collection program, which halted expansion of curbside organics collection program.
- Restore & Baseline Prior Year Cuts.** In the Council's Fiscal 2023 Budget Response, the Council called upon the Administration to restore prior year cuts including \$3.6 million for curbside E-waste Collection; \$3.4 million for illegal dumping enforcement; \$2.2 million for lot cleaning; \$2 million for street sweeping; and \$864,000 for highway ramp cleaning. However, only \$1.93 million was restored for street sweeping.
- Litter Basket Service.** In the Council's Fiscal 2023 Budget Response, the Council called upon the Administration to include an additional \$22 million for litter basket service. However, no additional funding was included in the Executive Budget for litter basket service.
- Rat Mitigation Program.** In the Council's Fiscal 2023 Budget Response, the Council called upon the Administration to include \$4.8 million for rat mitigation programs. However, no additional funding was included in the Executive Budget for this program.
- Save-As-You-Throw Study.** In the Council's Fiscal 2023 Budget Response, the Council called upon the Administration to include \$1 million for a save-as-you-throw study. However, no funding was included in the Executive Budget for this study.
- New Organics Processing Facility.** In The Council's Fiscal 2023 Budget Response, the Council called upon the Administration to include \$1 million for a new organics processing facility. However, no funding was included in the Executive Capital Commitment Plan to build-out a site.

Response Priorities	Amount Requested	Amount Included in the Exec Budget
Restore Sanitation's Fiscal 2023 Budget Cuts	\$47,800,000	\$0
Litter Basket Service	\$22,000,000	\$0
Restore & Baseline Prior Year Sanitation Cuts	\$12,064,000	\$1,925,687
Rat Mitigation Program	\$4,880,000	\$0
Organics Drop-off Sites	\$3,500,000	\$3,500,000

Response Priorities	Amount Requested	Amount Included in the Exec Budget
Zero Waste Schools Educational Program & Stop'N'Swap Program	\$3,100,000	\$459,215
Save-As-You-Throw Study	\$1,000,000	\$0
New Organics Processing Facility (capital)	\$1,000,000	\$0
Public Waste Container Pilot	\$935,000	\$1,276,961
School Organics Collection Program (includes School Drop-off Sites)	\$793,000	\$10,367,520
<b>TOTAL</b>	<b>\$97,072,000</b>	<b>\$17,529,483</b>

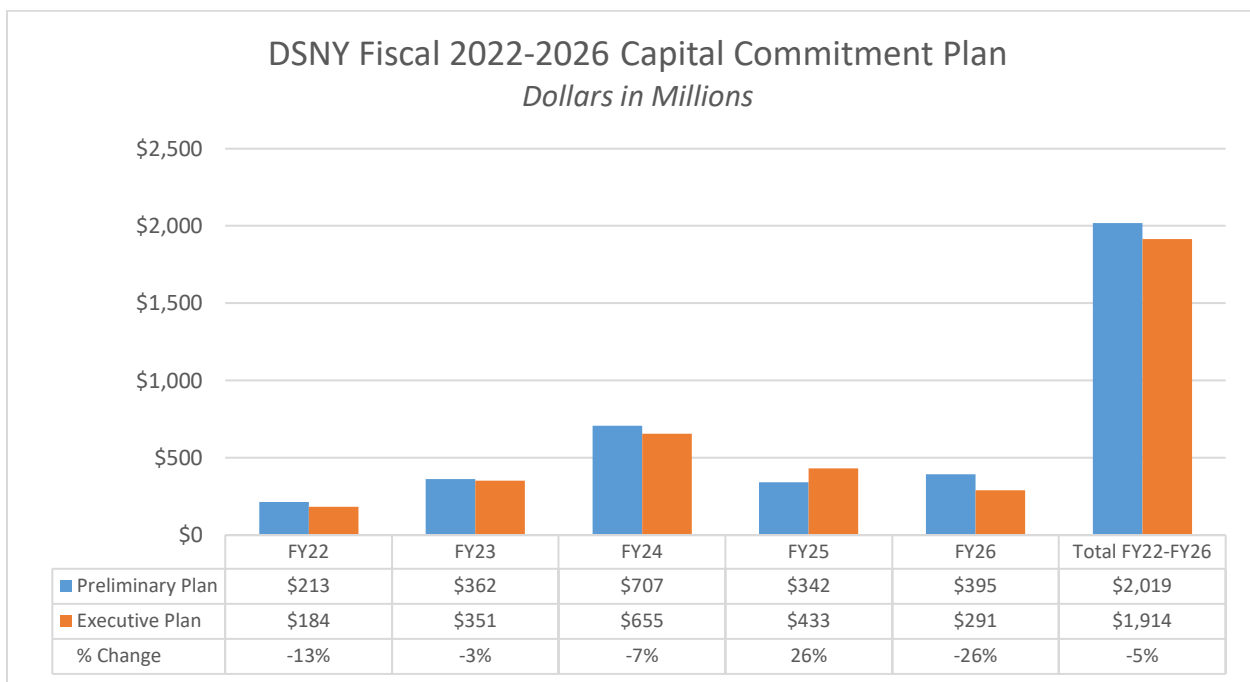
### Federal and State Budget Risks

Historically, DSNY has been funded primarily by City tax-levy funding; Fiscal 2022 was an outlier year in which DSNY received federal stimulus funding related to the COVID-19 pandemic. Currently, there is no state or federal funding risks to the agency.

### Capital Budget

DSNY’s commitments for Fiscal 2022 through 2026 as presented in the Executive Capital Commitment Plan (Executive Plan) total \$1.91 billion, \$105 million less (5.2 percent) than the total for the same period presented in the Preliminary Capital Commitment Plan (Preliminary Plan) released in February. The Department’s planned commitment comprise two percent of the City’s total \$94.9 billion Fiscal 2022 through 2026 plan.

### DSNY’s Fiscal 2022-2026 Capital Commitment Plan



The Department’s Executive Plan is slightly backloaded, with 10 percent of planned expenditure in the current fiscal year, 18 percent in Fiscal 2023, and 34 percent, 23 percent, and 15 percent

in Fiscals 2024, 2025 and 2026 respectively. Commitments are higher in Fiscal 2024 due to a larger amount of garage/facility rehabilitation and construction work, as well as for equipment procurement scheduled during that fiscal year.

### Capital Highlights

- **Manhattan 8 Garage.** The Executive Capital Commitment Plan includes \$8 million for smokestack demolition in 2022. Demolition of three smokestacks and the surrounding enclosure walls is anticipated to be completed in 2023.
- **Manhattan 11 Garage.** The Executive Capital Commitment Plan includes \$3 million for construction change orders in Fiscal 2022. Construction started in 2021 and Temporary Certificate of Occupancy is anticipated in 2023.
- **Bronx 6/6A Garage.** The Executive Capital Commitment Plan includes \$2 million in Fiscal 2023 for storm water drainage and \$18 million for rehabilitation in 2026.
- **Bronx 7/8 Garage.** The Executive Capital Commitment Plan includes \$23 million in Fiscal 2023 for slab replacement, with completion anticipated in Fiscal 2026.
- **Bronx 9/10/11 Garage.** The Executive Capital Commitment Plan includes \$302 million in 2024 for a temporary garage location and demolition. Garage construction (first steps are temporary location followed by demolition) to begin in 2024 with completion of the new garage anticipated in 2030.
- **Bronx 12 Garage.** The Executive Capital Commitment Plan includes \$41 million in Fiscal 2023 for garage rehabilitation, including construction management and temporary relocation. Rehabilitation to begin in 2023, with completion anticipated in 2027.
- **Brooklyn 3 Garage.** The Executive Capital Commitment Plan includes \$10 million in Fiscal 2023 for construction and construction change order funds. Construction started in 2019; however, it was placed on hold due to the COVID-19 pandemic and completion anticipated 2025.
- **Brooklyn 16 Garage.** The Executive Capital Commitment Plan includes \$19 million in Fiscal 2023-2025 for garage rehabilitation. In addition, a study to determine the scope of work is anticipated to be completed in 2023.
- **Brooklyn 17/18 Garage.** The Executive Capital Commitment Plan includes \$22 million in Fiscal 2022 and Fiscal 2023 for roof and heating ventilation and air conditioning replacement. Construction started in 2022 and is anticipated to be completed in 2025.
- **Queens 1 Garage.** The Executive Capital Commitment Plan includes \$10 million for design in Fiscal 2024; \$12 million in Fiscal 2025 for construction management; and \$121 million in Fiscal 2027 for construction. Completion is anticipated in 2030.
- **Queens 8/10/12 Garage.** The Executive Capital Commitment Plan includes \$30 million in Fiscal 2025 for construction management and rehabilitation. Rehabilitation to begin in 2025 with completion anticipated in 2029.
- **Queens 11/13 Garage.** The Executive Capital Commitment Plan includes \$4 million for

construction management in Fiscal 2023, and \$48 million in Fiscal 2025 for rehabilitation. Rehabilitation to begin in 2025.

- **Staten Island 1 & 3 Garage.** The Executive Capital Commitment Plan includes a total of \$21 million for construction management and construction in Fiscal 2022 and Fiscal 2023, with \$125 million committed in Fiscal 2021. Completion of the new garage is anticipated in 2024.

Appendix A: Budget Actions since Fiscal 2022 Adoption

<i>Dollars in Thousands</i>	FY22			FY23		
	City	Non-City	Total	City	Non-City	Total
<b>DSNY Budget as of Adopted FY22 Budget</b>	<b>\$1,386,381</b>	<b>\$457,220</b>	<b>\$1,843,601</b>	<b>\$1,803,150</b>	<b>\$23,759</b>	<b>\$1,826,909</b>
<b>New Needs</b>	<b>November 2021 Plan</b>					
Bronx Rat Mitigation Zone Litter Basket Service	\$674	\$0	\$674	\$282	\$0	\$282
COVID-19 Emergency Food Program	12,400	0	12,400	0	0	0
Cyber Security Staffing	390	0	390	520	0	520
<b>Subtotal, New Needs</b>	<b>\$13,464</b>	<b>\$0</b>	<b>\$13,464</b>	<b>\$802</b>	<b>\$0</b>	<b>\$802</b>
<b>Other Adjustments</b>						
1st Quarter Revenue CDL	\$0	\$21	\$21	\$0	\$0	\$0
1st Quarter Revenue for Expenses	0	230	230	0	0	0
1st Quarter Revenue for Fuel	0	8	8	0	0	0
COVID-19 Emergency Food - FEMA	0	17,048	17,048	0	0	0
Energy Personnel	0	324	324	0	0	0
Escalator Safety Upgrade	0	148	148	0	0	0
ExCEL Projects	0	396	396	0	0	0
Intra-City Payment Sanitation	0	120	120	0	0	0
Intra-City Fuel	0	15	15	0	0	0
LED Lighting Project	0	133	133	0	0	0
NYS Service Bureau Program	35	0	35	0	0	0
OSA Collective Bargaining	0	30	30	0	31	31
OSA Collective Bargaining City	633	0	633	644	0	644
USCA Collective Bargaining	109	0	109	197	0	197
<b>Subtotal, Other Adjustments</b>	<b>\$777</b>	<b>\$18,473</b>	<b>\$19,250</b>	<b>\$841</b>	<b>\$31</b>	<b>\$872</b>
<b>TOTAL, All Changes in November 2021 Plan</b>	<b>\$14,241</b>	<b>\$18,473</b>	<b>\$32,714</b>	<b>\$1,643</b>	<b>\$31</b>	<b>\$1,674</b>
<b>DSNY Budget as of the November 2021 Plan Budget</b>	<b>\$1,400,622</b>	<b>\$475,693</b>	<b>\$1,876,315</b>	<b>\$1,804,793</b>	<b>\$23,790</b>	<b>\$1,828,583</b>
<b>FY23 Preliminary Plan</b>						
<b>New Needs</b>						
Personnel Services Adjustment	\$50,000	\$0	\$50,000	\$0	\$0	\$0
Vaccine Incentive	486	0	486	0	0	0
<b>Subtotal, New Needs</b>	<b>\$50,486</b>	<b>\$0</b>	<b>\$50,486</b>	<b>\$0</b>	<b>\$0</b>	<b>\$0</b>
<b>Other Adjustments</b>						
2nd Quarter Revenue CDI	\$0	\$9	\$9	\$0	\$0	\$0
Blacksmith Collective Bargaining	20	0	20	19	0	19
D9 Collective Bargaining	35	0	35	35	0	35
Deferred Retro Payment	19,566	0	19,566	0	0	0
Heating Fuel Adjustment	918	0	918	0	0	0
Installation of Safeguards	0	275	275	0	0	0
Member Item Reallocation	4,912	0	4,912	0	0	0
Motor Fuel Adjustment	5,597	0	5,597	0	0	0
NYS DEC Grant	0	104	104	0	0	0
RCM Projects	0	345	345	0	0	0
SOA Collective Bargaining	1,273	0	1,273	2,548	0	2,548
Street Fair Revenue	0	127	127	0	0	0
United Way	0	446	446	0	0	0
United Way Re-adjustment	0	(243)	(243)	0	0	0
<b>Subtotal, Other Adjustment</b>	<b>\$32,321</b>	<b>\$1,063</b>	<b>\$33,384</b>	<b>\$2,602</b>	<b>\$0</b>	<b>\$2,602</b>

<i>Dollars in Thousands</i>	FY22			FY23		
	City	Non-City	Total	City	Non-City	Total
<b>Citywide Savings Program</b>						
Defensive Driving Training Adjustment	\$0	\$0	\$0	(\$1,300)	\$0	(\$1,300)
DSNY Jobs Training Accrual	0	(4,100)	(4,100)	0	0	0
Garage Utility Reduction	(4,466)	0	(4,466)	(5,026)	0	(5,026)
Landfill Re-estimate	(5,630)	0	(5,630)	(5,000)	0	(5,000)
Organics Program Expansion	(9,413)	0	(9,413)	(18,204)	0	(18,204)
Prior Year State Revenue	(698)	594	(104)	0	0	0
Splinter Group Reduction	(1,580)	0	(1,580)	(2,710)	0	(2,710)
Vacancy Reduction	(15,541)	0	(15,541)	(15,541)	0	(15,541)
<b>Subtotal, Savings</b>	<b>(\$37,328)</b>	<b>(\$3,506)</b>	<b>(\$40,834)</b>	<b>(\$47,781)</b>	<b>\$0</b>	<b>(\$47,781)</b>
<b>TOTAL, All Changes in FY23 Preliminary Plan</b>	<b>\$45,479</b>	<b>(\$2,443)</b>	<b>\$43,036</b>	<b>(\$45,179)</b>	<b>\$0</b>	<b>(\$45,179)</b>
<b>DSNY Budget as of the FY23 Executive Budget</b>	<b>\$1,446,101</b>	<b>\$473,250</b>	<b>\$1,919,632</b>	<b>\$1,759,614</b>	<b>\$23,790</b>	<b>\$1,783,404</b>
<i>Dollars in Thousands</i>	FY22			FY23		
	City	Non-City	Total	City	Non-City	Total
<b>FY23 Executive Plan</b>						
<b>New Needs</b>						
Bike Lane Sweeping	\$0	\$0	\$0	\$2,834	\$0	\$2,834
Community Composting Relocation	448	0	448	2,195	0	2,195
Organics Program	0	0	0	17,886	0	17,886
Personal Services Adjustment	66,000	0	66,000	0	0	0
Public Space Containerization	0	0	0	1,277	0	1,277
Reuse Swap Program	0	0	0	459	0	459
Snow Removal	21,220	0	21,220	(507)	0	(507)
Solid Waste Management Plan	0	0	0	550	0	550
Street Sweeping	0	0	0	1,926	0	1,926
Waste Characterization Study	119	0	119	7,903	0	7,903
<b>Subtotal, New Needs</b>	<b>\$87,787</b>	<b>\$0</b>	<b>\$87,787</b>	<b>\$34,523</b>	<b>\$0</b>	<b>\$34,523</b>
<b>Savings Restorations</b>						
NA						
<b>Subtotal, Savings Restorations</b>	<b>\$0</b>	<b>\$0</b>	<b>\$0</b>	<b>\$0</b>	<b>\$0</b>	<b>\$0</b>
<b>Other Adjustments</b>						
Heat, Light, and Power	\$2,300	\$0	\$2,300	\$1,176	\$0	\$1,176
Heating Fuel Adjustment	(978)	0	(978)	634	0	634
HHW Grant for OTPS Deficit	0	8,537	8,537	0	0	0
Local Lodge 5 Metal Work Mechanics	865	0	865	820	0	820
Motor Fuel	1,686	0	1,686	13,297	0	13,297
<b>Subtotal, Other Adjustments</b>	<b>\$3,873</b>	<b>\$8,537</b>	<b>\$12,410</b>	<b>\$15,927</b>	<b>\$0</b>	<b>\$15,927</b>
<b>TOTAL, All Changes in the FY23 Executive Plan</b>	<b>\$91,660</b>	<b>\$8,537</b>	<b>\$100,197</b>	<b>\$50,450</b>	<b>\$0</b>	<b>\$50,450</b>
<b>DSNY Budget as of the FY23 Executive Budget</b>	<b>\$1,537,761</b>	<b>\$481,787</b>	<b>\$2,019,830</b>	<b>\$1,810,064</b>	<b>\$23,790</b>	<b>\$1,833,852</b>

Source: The Office of Management and Budget