

THE COUNCIL OF THE CITY OF NEW YORK

Hon. Corey Johnson
Speaker of the Council

Hon. Daniel Dromm
Chair, Finance Committee

Hon. Robert Cornegy, Jr.
Chair, Committee on Housing and Buildings



Report to the Committee on Finance, Subcommittee on Capital Budget and the
Committee on Housing and Buildings on the Fiscal 2022 Executive Budget for the

Department of Housing Preservation and Development

May 14, 2021

Finance Division

Luke Zangerle, Legislative Financial Analyst
Chima Obichere, Unit Head

Latonia McKinney, Director
Regina Poreda Ryan, Deputy Director

Paul Scimone, Deputy Director
Nathan Toth, Deputy Director

Department of Housing Preservation and Development Overview

This report presents a review of the Department of Housing Preservation and Development's \$1.1 billion Fiscal 2022 Executive Budget. The section below presents an overview of the Department's budget and how it has changed during the course of Fiscal 2021, followed by a review of the significant budget actions introduced in the Fiscal 2022 Executive Budget. Analysis and highlights of HPD's Ten-Year Capital Strategy and Fiscal 2021–2025 Capital Commitment Plan follows the discussion of the expense budget.

Below is HPD's budget by spending, program area, and funding source as well as headcount source since Fiscal 2019. The change from HPD's Fiscal 2021 Adopted Budget to its Fiscal 2022 Executive Budget is shown.

HPD Financial Summary						
<i>Dollars in Thousands</i>						
	FY19	FY20	FY21	Executive Plan		*Difference
	Actual	Actual	Adopted	FY21	FY22	FY22-FY21
Spending						
Personal Services	\$175,804	\$184,946	\$191,511	\$190,845	\$192,961	\$1,450
Other Than Personal Services	914,645	944,834	863,963	1,185,839	892,706	28,743
TOTAL	\$1,090,449	\$1,129,781	\$1,055,474	\$1,376,684	\$1,085,667	\$30,193
Budget by Program Area						
Administration	\$51,434	\$51,160	\$50,462	\$52,649	\$55,085	\$4,623
Administration Program	162,573	286,941	270,724	437,869	271,657	933
Development	175,161	63,535	30,325	80,172	57,682	27,357
Housing Ops. - Section 8 Programs	517,000	536,750	505,625	585,372	510,811	5,186
Housing Ops- Emergency Housing	44,512	36,980	28,953	36,044	33,148	4,195
Housing Ops- Mgmt. & Disposition	30,969	27,492	30,995	31,526	27,843	(3,152)
Preservation - Anti-Abandonment	7,807	9,896	11,698	17,215	8,480	(3,218)
Preservation - Code Enforcement	34,487	33,899	36,883	38,807	37,317	434
Preservation - Emergency Repair	22,136	24,549	33,005	38,284	35,052	2,047
Preservation - Lead Paint	14,938	17,661	21,269	19,272	21,560	291
Preservation - Other Agency Services	29,432	40,917	35,535	39,474	27,032	(8,503)
TOTAL	\$1,090,449	\$1,129,781	\$1,055,474	\$1,376,684	\$1,085,667	\$30,193
Funding						
City Funds	\$236,684	\$294,430	\$310,589	\$313,459	\$287,841	(\$22,748)
Other Categorical	15,881	1,757	1,653	8,692	5,000	3,347
Capital- IFA	20,716	21,273	24,514	22,017	24,545	31
State	5,770	4,322	1,467	2,963	1,075	(392)
Federal - Community Development	277,073	249,361	204,993	414,456	234,086	29,093
Federal - Other	531,318	555,784	510,125	611,631	531,023	20,898
Intra City	3,007	2,853	2,133	3,466	2,097	(36)
TOTAL	\$1,090,449	\$1,129,781	\$1,055,474	\$1,376,684	\$1,085,667	\$30,193
Budgeted Headcount						
Full-Time Positions	2,362	2,412	2,526	2,557	2,579	53
TOTAL	2,362	2,412	2,526	2,557	2,579	53

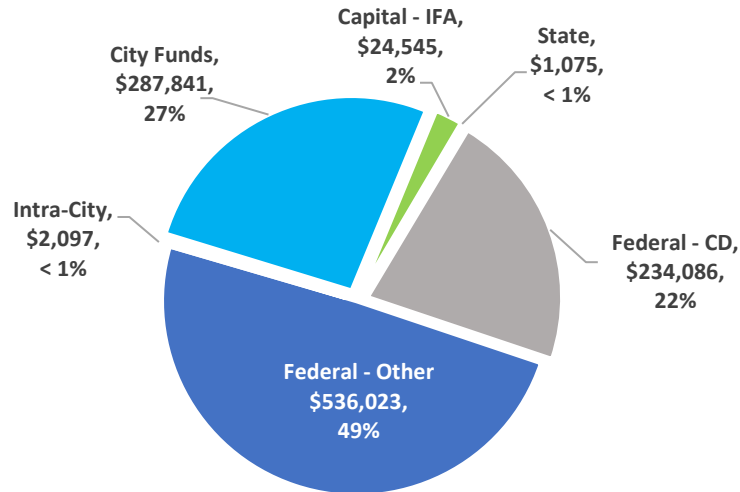
*The difference of Fiscal 2021 Adopted Budget compared to Fiscal 2022 Executive Budget.

The Department's Fiscal 2022 Executive Budget totals \$1.1 billion of which only \$287.8 million, or about 27 percent, is comprised of City funds. The budget supports 2,579 budgeted full-time positions. HPD's Expense Budget represents approximately one percent of the City's proposed Fiscal 2022 Executive Expense Budget of \$98.6 billion. HPD's budget is spread across eleven program areas, the largest of which are housing operations related to the Housing Choice Voucher Program (Section 8) and HPD's Administration Program, Together these account for 72 percent of spending. The Department's Fiscal 2022 Executive Budget is \$30 million or 3 percent

more than its Fiscal 2021 Adopted Budget, primarily due to a \$27 million increase in its Development Program Area.

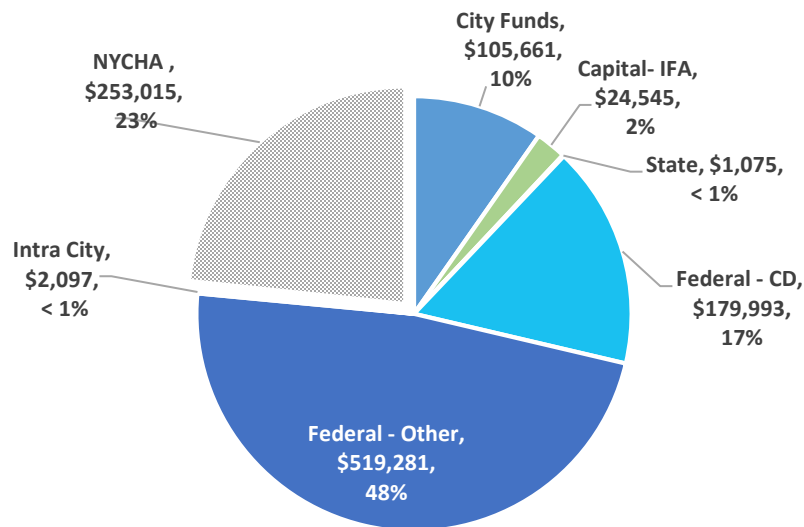
Fiscal 2022 Executive Plan Funding Sources

Graph 1: HPD Fiscal 2022 Executive Plan Funding Sources



Dollars in Thousands

The Fiscal 2022 Executive Budget projects that HPD will receive approximately \$50 million more in federal funding in the Fiscal 2022 than had been estimated for Fiscal 2021 at adoption; \$29 million more in CBDG funding and \$20 more in other federal revenue. In the Fiscal 2022 Executive Plan, federal funds total \$765.1 million, or 70.5 percent of HPD’s total expense budget. The largest single source of HPD’s federal funding is the Housing Choice Voucher (Section 8) program; the Fiscal 2022 Executive Plan provides \$460 million to directly support Section 8, which can be disaggregated into \$440 million to support Section 8 subsidies and \$20 million for Section 8 administrative fees. City funds are the second largest funding source totaling \$287.8 million.

Graph 2: HPD's Fiscal 2022 Executive Plan Funding Sources (NYCHA Pass-through)

Dollars in Thousands

Within HPD's approximately \$1.1 billion Fiscal 2022 Executive Budget, about \$253 million, or 23 percent, is pass-through funding, which is managed by the New York City Housing Authority (NYCHA). The Fiscal 2022 allocation for NYCHA reflected in HPD's budget includes: \$182.2 million in City tax-levy funds; \$54.1 million in federal CDBG funds; and \$16.7 million in other federal funds. The remaining \$832.7 million is for HPD programs and operations.

New in the Executive Plan

The Fiscal 2022 Executive Financial Plan introduced \$6.2 million in new needs; 1.7 million in Fiscal 2021 and \$4.5 million in Fiscal 2022, and a net increase of \$103.6 million in other adjustments in Fiscal 2021 and \$54.6 million in Fiscal 2022. HPD's new needs are entirely city-funded, whereas there is a net decrease of \$315,000 in Fiscal 2021 and \$6.3 million in Fiscal 2022 of city funds resulting from various budget adjustments. The Department was not subject to a Program to Eliminate the Gap (PEG) savings program in the Fiscal 2022 Executive Plan. For additional information on the Department's budget and its various programs, please refer to the Fiscal 2022 Preliminary Budget Report for HPD at: <https://council.nyc.gov/budget/wp-content/uploads/sites/54/2021/03/806-HPD.pdf>

Significant budget actions include the following:

New Needs

- **Emergency Shelter Cost.** City funds of \$1.1 million in Fiscal 2021 and \$1.1 million in Fiscal 2022 are added for the cost of services for individuals and families who are not eligible for CDBG-funded emergency shelters. HPD's Emergency Housing Services (EHS) unit provides emergency relocation services and rehousing assistance to households who have been displaced from their homes as a result of fires or City-issued vacate orders. Displaced households are placed in family centers and single-room-occupancy hotels in Manhattan, Bronx, Brooklyn, and Queens.

- **Emergency Repair and Alternative Enforcement Floodplain.** City funds of \$700,000 are added in Fiscal 2022 and in the outyears for emergency repair work on properties that are in the 100-year floodplain and are not eligible for CDBG funded repair work. Total funding for these two budget lines is \$950,000 in Fiscal 2022 and \$750,000 in the outyears.
- **Neighborhood Preservation Consultant Program (CD Ineligible).** City funds of \$365,000 in Fiscal 2021 and \$444,000 in Fiscal 2022 are added in order to extend the contracts of community-based organizations working on a variety of housing preservation focused activities in Brooklyn. Neighborhood Preservation contracts are currently funded through a three-year award with federal CDBG funds. The funds added here cover expenses that are ineligible for federal CDBG funding and are not baselined.
- **Housing Connect 2.0 Maintenance.** City funds of \$874,000 in Fiscal 2022 and in the outyears are added in order to cover maintenance costs related to HPD's Housing Connect 2.0 portal. Housing Connect allows residents to seek and apply for affordable housing.
- **Asset Management Software.** City funds of \$422,000 in Fiscal 2022 and \$228,000 in Fiscal 2023 are included for asset management software in HPD's Office of Housing Management and Sales.
- **On-Call Citywide Emergency Contracts.** City funds of \$660,000 in Fiscal 2022 and \$60,000 in Fiscal 2023 and in the outyears are included as financial plan savings for the Office of Housing Preservation.
- **Tax Levy for Non-Eligible Cost at NYCHA.** City funds of \$248,000 are included in Fiscal 2021 and Fiscal 2022 and in the outyears for CCTV security at NYCHA developments.

Other Adjustments

- **Housing Choice Voucher (Section 8) Rental Assistance.** Federal funds of \$79 million are added in Fiscal 2021 for low income rental assistance. This action increases total Section 8 rent subsidy in Fiscal 2021 to \$492 million. Funding for Housing Choice Vouchers is baselined at \$413 million in Fiscal 2022 and the outyears.
- **LMDC Rollover for NYCHA.** A rollover of \$2.6 million in federal funding from the Lower Manhattan Development Corporation (LMDC) was included in NYCHA's budget for Fiscal 2021. In 2018, LMDC provided a grant to NYCHA for safety and security improvements at developments in lower Manhattan. Funding for NYCHA programs flow through HPD because NYCHA is a state-chartered entity.
- **NYCHA COVID-19 Funding.** NYCHA received federal COVID-19 funding of \$7 million in Fiscal 2021 and \$16.7 million in Fiscal 2022 for the NYCHA Clean-Up Corps. The NYCHA Clean-Up Corps is part of a larger initiative by the Administration to add 10,000 jobs across multiple agencies to create new employment opportunities and improve sanitation. Funding for NYCHA programs flow through HPD because NYCHA is a state-chartered entity.
- **NYCHA HGMP.** Federal funds of \$20 million are added in Fiscal 2022 as part of the Hazard Mitigation Grant Program (HGMP). FEMA's Hazard Mitigation Grant Program (HMGP) provides grants to states and local governments to implement long-term hazard mitigation measures after a major disaster declaration. In July 2020, NYCHA received approval for HGMP funding totaling \$49 million for Phase 1 and Phase 2

- **Community Lien Sale Outreach Transfer.** City funds of \$500,000 are added in Fiscal 2021. This is a transfer from the Department of Finance (DOF) to support a new City Council Lien Sale Outreach Initiative to increase awareness for those at risk of losing their property via the City's tax lien sale.
- **Homeless Placement Staff.** Funding from the federal American Rescue Plan of \$459,000 is added in Fiscal 2022 to fund seven budgeted positions, and associated OTPS, within HPD's Office of Development for homeless placement staff. The cost associated with these positions are shifted to the City in 2023 and the outyears.
- **Landlord Ambassador Program Reallocation.** Federal funds of \$718,000 are added in Fiscal 2022 for the Landlord Ambassador Program. This program educates residential building owners with building management best-practices education as well as technical assistance.
- **NYCHA Tobacco Spending Plan.** City funds of \$1 million are added in Fiscal 2021 for the NYCHA Tobacco Spending Plan, also referred to as Smoke-Free NYCHA. This program is designed to mitigate negative health impacts of smoking at NYCHA housing. This funding does not continue in Fiscal 2022 or the outyears.
- **Resiliency Staff.** Federal funds from the American Rescue Plan totaling \$850,000 are added in Fiscal 2021 and Fiscal 2022 to fund 11 additional resiliency staff positions in the Office of Development.
- **Supportive Housing Transfer.** Working in conjunction with the Department of Social Services, the goal of this program is to create 15,000 units of supportive housing by 2030. City funds of \$17.6 million in Fiscal 2024 and \$17.2 million in Fiscal 2025 to fund OTPS contractual services related to the NYC 15/15 Rental Assistance program. Non-contractual services funding for NYC15/15 is baselined at \$450,000 in Fiscal 2022 and the outyears. Total contractual spending in Fiscal 2022 is \$17.5 million, this total increases to \$27.7 million in Fiscal 2023 and \$42.9 million in Fiscal 2024.

Budget Issues

Fiscal 2022 Preliminary Budget Response

The Council's response to the Fiscal 2022 Preliminary Budget included the following two recommendations for HPD of which, one was partially reflected in the Fiscal 2022 Executive Budget.

- **Exempt HPD from the Citywide Hiring & Attrition Program**

It is imperative that the Department of Housing Preservation and Development (HPD) be allowed to maintain its current headcount for positions involved in executing financing and acquisition of properties, tenant protection enforcement, and supportive housing programming. These positions are vital to HPD's core mission and must be exempted from the citywide 3:1 attrition to hiring rate savings plan. As of February 2021, actual headcount across the categories of financing and acquisition, code enforcement, and supportive housing rental assistance at HPD totaled approximately 455 positions, out of 2,342 active positions overall. In the Fiscal 2022 Executive Plan, the citywide 3:1 attrition to hiring rate was partially revised to a new 2:1 attrition to hiring rate.

In the Fiscal 2022 Preliminary Budget Response, the Council also called for the following, which was not included as part of the Fiscal 2022 Executive Budget.

- **Help Tenants and Homeowners Avoid Eviction and Foreclosure \$1 million**

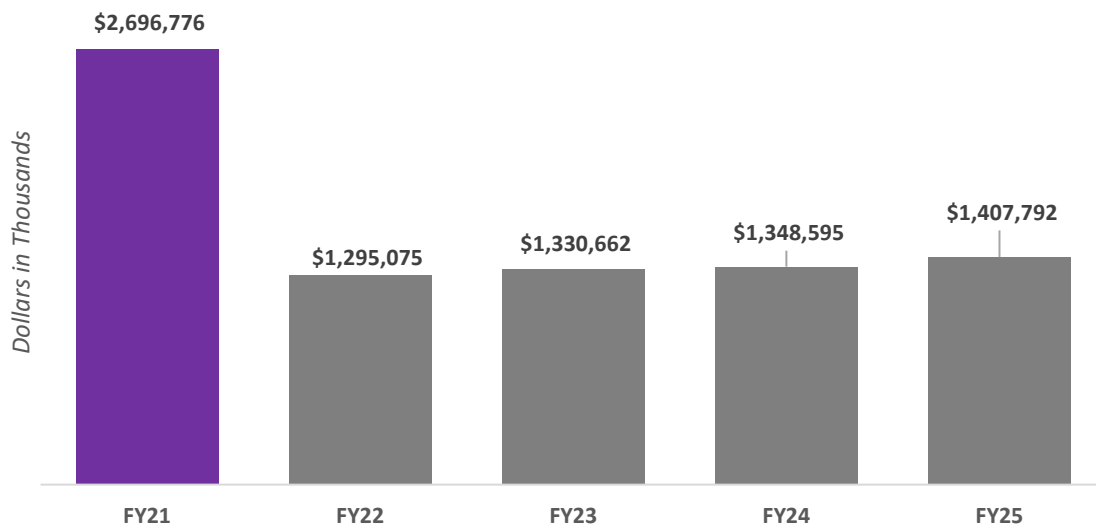
Since December 2020, there has been a residential eviction moratorium for tenants who have endured COVID-19 related hardship, as well as a moratorium on residential foreclosure proceedings. Both are set to expire on May 1, 2021. According to the Office of Court Administration, approximately 6,800 people in New York State have filed hardship declarations with the courts. As of March 14, 2021, there were an estimated 222,000 active eviction cases in New York State, and more than 400,000 households may be sued by their landlords when the current eviction protections are lifted. The Administration should add \$1 million in the Executive Budget to fund targeted outreach in neighborhoods with the greatest number of eviction and foreclosure filings to notify tenants and homeowners about the moratorium being lifted on May 1, and the current protections available to them as well as referrals to legal services and technical assistance as needed.

HPD’s Capital Program

Executive Capital Budget for Fiscal 2022-2025

The Capital Budget provides the estimated need for new appropriations for Fiscal 2022 along with projections for the subsequent three-year capital program. HPD’s Fiscal 2022 Executive Capital Budget includes \$5.4 billion in Fiscal 2022-2025. This represents approximately 7.2 percent of the City’s total \$65.5 billion Capital Budget for 2022-2025. Available appropriations for Fiscal 2021 totaled \$2.7 billion; this includes \$2.0 billion in reauthorized prior appropriations and \$666 million in authorized Fiscal 2021 appropriations. The size of the Capital Budget will increase significantly when the amount of uncommitted appropriations from Fiscal 2021 are re-appropriated or rolled into Fiscal 2022 in the Adopted Budget.

Graph 3: HPD Fiscal 2021 Available Appropriations and FY22-FY25 Capital Budget

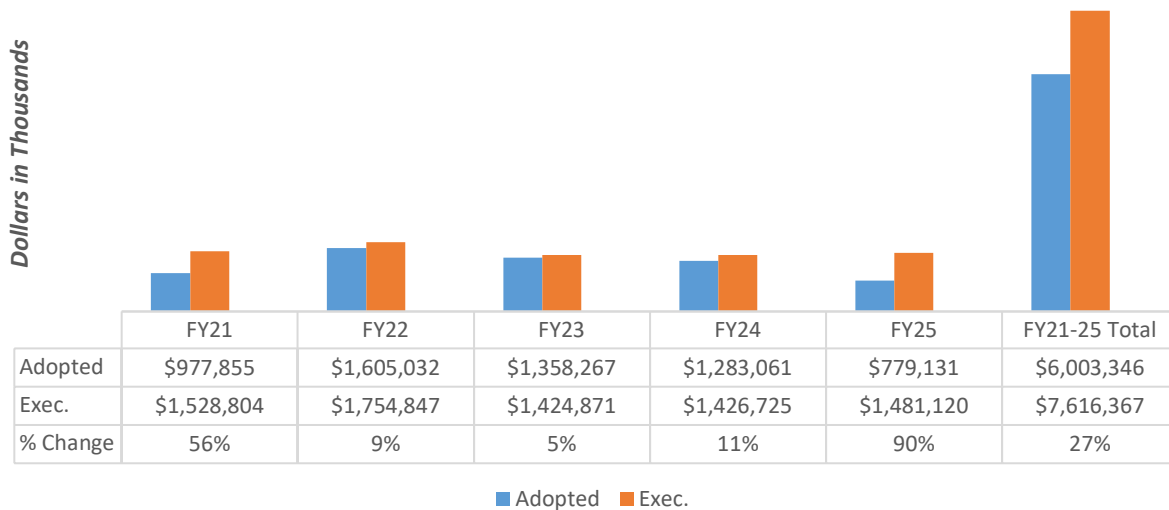


Executive Capital Commitment Plan for Fiscal 2021-2025

The City’s Capital Commitment Plan details the Administration’s five-year plan to spend the appropriations. The Commitment Plan provides project-level funding detail as well as an estimate of expenditure dates. This document provides each project’s cost, start date and time to completion.

HPD’s Executive Commitment Plan includes \$7.6 billion in Fiscal 2021-2025, including \$7.4 billion in City funds and \$170.6 million in Non-City funds. This represents approximately 8.2 percent of the City’s total \$93 billion Executive Commitment Plan. The Capital Commitment is significantly higher than the Capital Budget because it includes Fiscal 2021.

Graph 4: HPD FY21-25 Capital Commitments



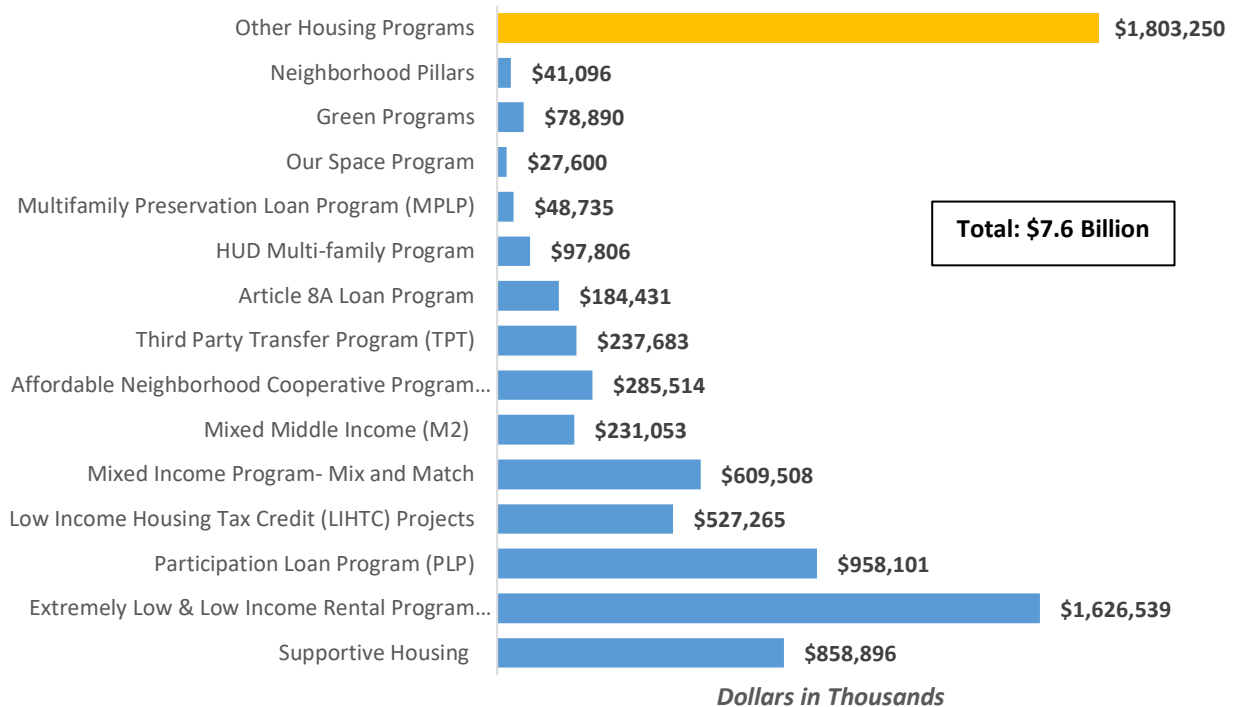
The Department’s Fiscal 2022 Executive Capital Commitment Plan for 2021-2025 increases HPD’s five-year capital commitments by \$1.6 billion, or 27 percent, when compared to its Preliminary Fiscal 2021-2025 Capital Commitment Plan. This increase is primarily attributed to significant increases in commitments scheduled for Fiscal 2021 and Fiscal 2025. Fiscal 2021 capital project commitments increased by \$551 million, primarily due to a \$147 million increase in capital spending for the continued conversion of city cluster sites. The Administration plans to convert all cluster sites to affordable housing by the end of the 2021 calendar year. Capital commitment spending scheduled for Fiscal 2025 nearly doubled, increasing from \$779 million in the Fiscal 2021 Adopted Budget to almost \$1.5 billion, a 90 percent increase. This is primarily due to an increase of \$304 million for Extremely Low- and Low-Income Affordability Program (ELLA) which grants financing for new construction housing projects that provide low income rents up to 80 percent of area median income (AMI), and a \$135 million increase for the Participatory Loan Program (PLP) which provides financing for the rehabilitation of multifamily buildings that provide low- to-moderate income housing.

HPD’s Capital Commitment Plan Structure

The Fiscal 2022 Executive Capital Commitment Plan for HPD is comprised of 615 projects across 122 budget lines totaling \$7.6 billion in Fiscal 2021-2025, including \$7.4 billion in City funds and \$170.6 million in Non-City funds. In addition to these funds, HPD leverages City capital resources to generate

substantial private equity that does not flow through the City’s capital budget as part of the Department’s commitment to create and preserve 300,000 units of affordable housing under Housing New York (HNY). According to the 2021-2025 Executive Capital Commitment Plan, the City will invest in more than 125,000 affordable housing units, including the construction of 50,000 units and the preservation of 75,000 units as part of HNY. To date, the City has financed 177,971 affordable housing units through various financing programs that facilitate preservation, new construction, supportive housing, and the disposition of in rem housing stock. Major City Capital commitments and financing programs are displayed in the chart below.

Graph 5: HPD 2021-2025 Capital Commitment Plan By Planned Commitments



The capital commitments detailed above can be organized into three major categories: Preservation Programs, New Construction Programs, and Special Needs and/or Supportive Housing Programs.

Major Preservation Programs:

- \$958.1 million for the Participation Loan Program (PLP),
- \$527.3 million for the Low Income Housing Tax Credit (LIHTC) Projects- LIHTC Year 15 Preservation Program,
- \$285.5 million for the Affordable Neighborhood Cooperative Program (ANCP),
- \$237.7 million for the Third Party Transfer Program (TPTs),
- \$184 million for the Article 8A Loan Program,
- \$97.8 million for the HUD Multi-Family program,
- \$79 million for Green Programs,
- \$48 million for the Multifamily Preservation Loan Program, and
- \$41.1 million for the Neighborhood Pillars Program.

Major New Construction Programs:

- \$1.6 billion for the Extremely Low & Low Income Affordability (ELLA) Program,
- \$609.5 million for the Mixed Income Program- Mix and Match, and
- \$231 million for the Mixed Middle Income Program.

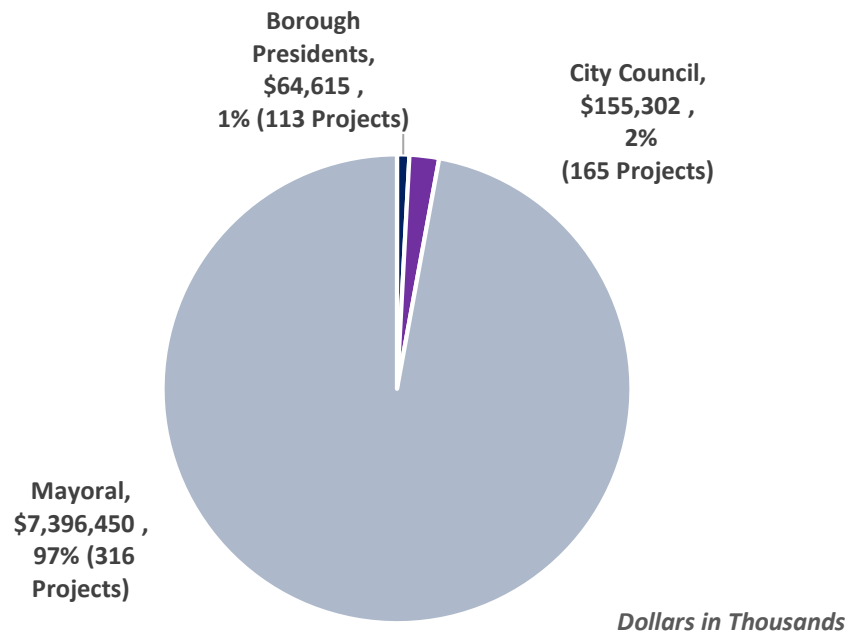
Major Special Needs/Supportive Housing Programs:

- \$858.9 million for Supportive Housing, and
- \$27.6 million for the Our Space program,

City Capital Commitments by Funding Source

HPD’s City Capital Commitment of \$7.4 billion includes: 316 mayoral-funded projects totaling \$7.4 billion, 165 City Council-funded projects totaling \$155.3 million, and 113 Borough President-funded projects totaling \$64.6 million. Over the Fiscal 2021-2025 period, mayoral capital projects in HPD’s portfolio will receive an average of about \$17.8 million in funding, compared to discretionary capital projects, which will receive about \$777,000 on average. City Capital commitments grouped by funding source are displayed in the chart below.

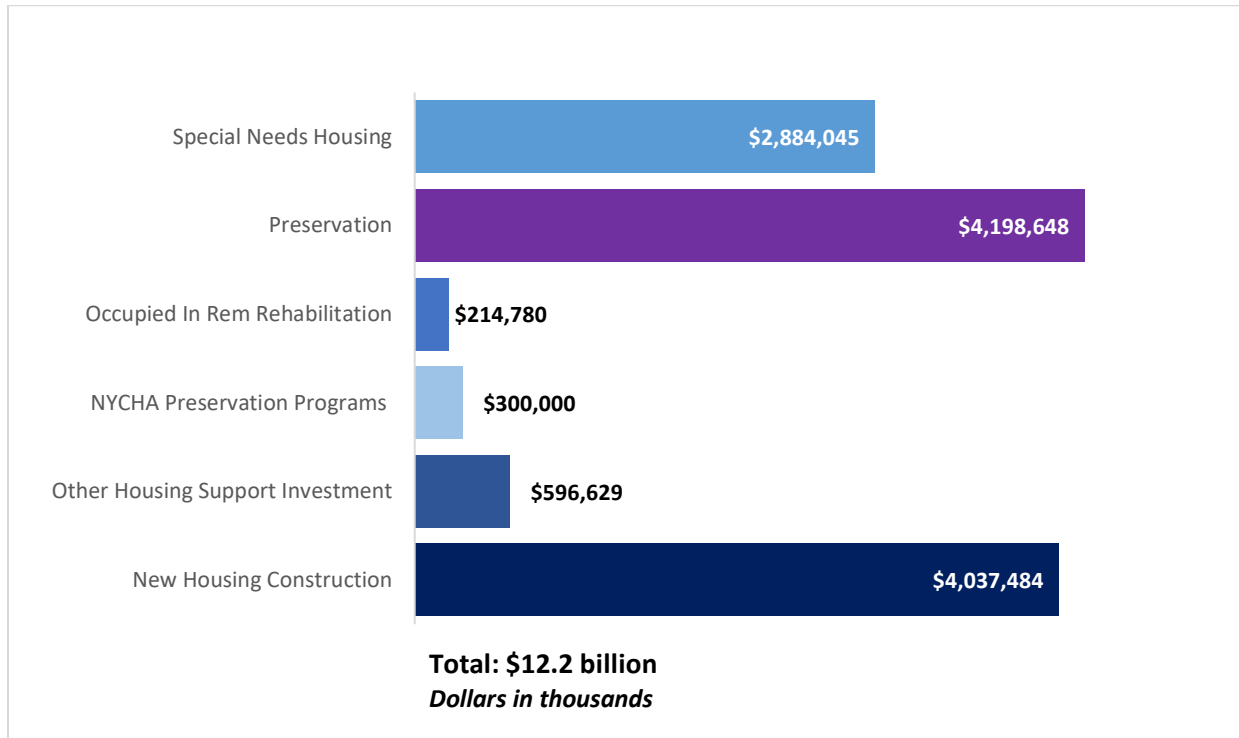
Graph 6: HPD 2021-2025 City Capital Commitments by Funding Source



Ten-Year Capital Strategy Fiscal 2022-2031

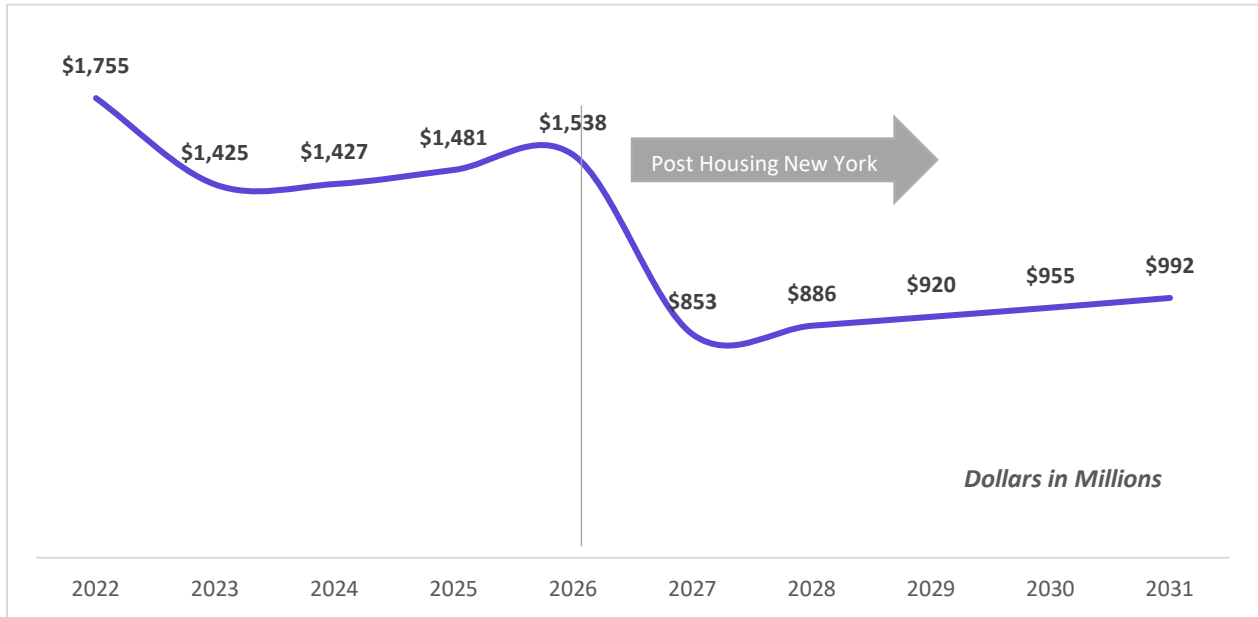
The Fiscal 2022 Executive Ten-Year Strategy totals \$133.7 billion, which is \$14.9 billion larger than the \$118.8 billion Fiscal 2022 Preliminary Ten-Year Strategy for Fiscal 2022-2031. HPD’s Ten-Year Capital Strategy totals \$12.2 billion, or 9 percent of the City’s total Strategy. The chart below demonstrates how HPD’s Ten-Year Strategy is distributed among the six categories of projects.

Graph 7: HPD Fiscal 2022-2031 Executive Ten-Year Capital Strategy by Category



The Department’s Ten-Year Strategy averages \$1.47 billion in planned spending per fiscal year between Fiscal 2022-2026. The commitment to this level of spending coincides with the Administration’s Housing New York 2.0 Plan which seeks to build or preserve 300,000 units of affordable housing by 2026. HPD’s Ten-Year Capital Strategy also reflects a continuation of funding in the Ten-Year Strategy for this category past that target date, albeit at a decreased rate of \$921 million per fiscal year. Lastly, the Ten-Year Capital Strategy includes \$300 million in Fiscal 2022 only to support NYCHA’s Rental Assistance Demonstration (RAD) transactions. It is anticipated that through these transactions, NYCHA will leverage other private and public financing sources to help address its significant outstanding capital need.

Graph 8: HPD’s Fiscal 2022-2031 Executive Ten-Year Capital Strategy



Appendix 1: Budget Actions since Fiscal 2021 Adoption

<i>Dollars in Thousands</i>	FY 21			FY 22		
	City	Non-City	Total	City	Non-City	Total
HPD Budget as of the Fiscal 2021 Adopted Budget	\$310,589	\$744,885	\$1,055,474	\$295,951	\$737,209	\$1,033,160
PEGs/Savings Program- Nov. 2020 Plan						
Hiring Freeze	(\$121)	\$0	(\$121)	(\$162)	\$0	(\$162)
NYC 15 BPCA	0	0	0	(2,766)	2,766	0
Subtotal, Savings	(\$121)	\$0	(\$121)	(\$2,928)	\$2,766	(\$162)
Other Adjustments- Nov. 2020 Plan						
Acquisition BPCA Roll	\$0	\$4,624	\$4,624	\$0	\$0	\$0
Acquisition Advertising	0	2	2	0	0	0
BPCA for Acquisition and Buyout	0	735	735	0	0	0
Bring Up CD Funds	0	3,562	3,562	0	0	0
Bring up funds for NYC15	0	7,217	7,217	0	0	0
CDBG-DR SF Rebuild Roll	0	1,901	1,901	0	0	0
Citywide Discretionary Training Freeze	(26)	0	(26)	0	0	0
Citywide Wireless Services	0	0	0	(40)	0	(40)
CNYCN BPCA Funding Roll	0	734	734	0	0	0
COVID-19 Laptops for staff	0	74	74	0	0	0
FFY17 UASI Fed Closeout	0	(11)	(11)	0	0	0
FY21 HPD Encumbrances	0	6,264	6,264	0	0	0
FY21 NYCHA Roll	0	3,921	3,921	0	0	0
Google Voice expenses	0	120	120	0	0	0
HP PCs & Monitors for DTR	0	192	192	0	0	0
HPD COVID-19 Mailing	0	150	150	0	0	0
Laptops Request to DOITT	0	68	68	0	0	0
Lead Demo 2017 Rollover	0	548	548	0	0	0
Managerial and OJ Furlough Savings	(276)	(87)	(363)	0	0	0
NYC15 Adjustment	1,708	0	1,708	(1,708)	1,708	0
NYCHA DANY FY21	0	1,496	1,496	0	0	0
Project Open House	0	91	91	0	0	0
Put up DR for MF Program & Admin	0	8,167	8,167	0	0	0
Putting up FY21 CD & CDBG-DR funds	0	166,172	166,172	0	0	0
Reallocation FSS PS to OTPS	0	31	31	0	0	0
Roll BPCA for Acquisition Program	0	2,066	2,066	0	0	0
Roll from FY20 to FY21 - various budget codes	0	2,484	2,484	0	0	0
Roll over UASI 17 FY20 to FY21	0	11	11	0	0	0
Rollback FY21 to FY20 - 7005	0	(3)	(3)	0	0	0
Roll from FY20 to FY21 - 4021	0	262	262	0	0	0
S8 HPP Contract Funding	0	64	64	0	0	0
Schedule funds for FSS	0	267	267	0	0	0
Schedule funds for UASI FFY18	0	11	11	0	0	0
Sec 8 CARES-Postage	0	150	150	0	0	0
Section 8 Mobility Program	0	45	45	0	0	0
Surface Pro Purchase Request	0	5	5	0	0	0
Take down partial funds - FSS	0	(116)	(116)	0	0	0
Takedown CNYCN OC	0	(1,484)	(1,484)	0	0	0
To reallocate FSS funding	0	21	21	0	0	0
To schedule FSS funds for DCA	0	98	98	0	0	0
To schedule funds from UASI 18	0	56	56	0	11	11
Vehicle Purchase Freeze	(73)	0	(73)	(3)	0	(3)
Subtotal, Other Adjustments	\$1,333	\$209,911	\$211,243	(\$1,750)	\$1,719	(\$32)
TOTAL, All Changes Nov. 2020 Plan	\$1,211	\$209,911	\$211,122	(\$4,678)	\$4,485	(\$193)
HPD Budget as of the Nov 2020 Plan	\$311,800	\$954,796	\$1,266,596	\$291,274	\$741,693	\$1,032,967

<i>Dollars in Thousands</i>	FY21			FY22		
	City	Non-City	Total	City	Non-City	Total
PEGs/Savings Program- Prelim. 2022						
DNP Reallocation Savings	(\$945)	\$0	(\$945)	(\$1,619)	\$0	(\$1,619)
Hiring and Attrition Management	(121)	0	(121)	0	0	0
Owner Outreach Re-estimate	(500)	0	(500)	0	0	0
Subtotal, Savings	(\$1,566)	\$0	(\$1,566)	(\$1,619)	\$0	(\$1,619)
New Needs- Prelim. 2022						
Development Legal Need	\$350	\$0	\$350	\$0	\$0	\$0
Development Temp Staff Need	300	0	300	0	0	0
ERP and AEP Floodplain	700	0	700	0	0	0
Three-Quarter Housing New Need	461	0	461	0	0	0
Subtotal, New Needs	\$1,811	\$0	\$1,811	\$0	\$0	\$0
Other Adjustments- Prelim. 2022						
BIB Acquisition BPCA takedown	\$0	(\$7,425)	(\$7,425)	\$0	\$0	\$0
CARES FUNDING-HP PCs & Monitor	0	80	80	0	0	0
CC Member Item Reallocations	94	0	94	0	0	0
CD Rollover	0	8,374	8,374	0	0	0
City Council Member Item Reallocation	(2)	0	(2)	0	0	0
Citywide Wireless Services	(11)	0	(11)	0	0	0
FFY18 UASI Scheduling Equip	0	0	0	0	0	0
Flood Help NY Grant	0	80	80	0	0	0
FSS DCA Rollover	0	98	98	0	0	0
FY21 HPD SRS	0	419	0	0	0	0
NYCHA: HMGP	0	2,816	2,816	0	1,568	1,568
Office Supplies Spending	(100)	0	(100)	0	0	0
Reduce BC 7624 to BC CV06	0	7	7	0	0	0
To allocate funds for POH	0	365	0	0	0	0
To take down UASI 17 in FY21	0	(3)	(3)	0	0	0
Subtotal, Other Adjustments	(\$19)	\$4,810	\$4,008	\$0	\$1,568	\$1,568
TOTAL, All Changes Prelim. 2022	\$227	\$4,810	\$4,254	(\$1,619)	\$1,568	(\$51)
HPD Budget as of the Fiscal 2022 Preliminary Plan	\$312,027	\$959,606	\$1,271,633	\$289,654	\$743,262	\$1,032,916
New Needs- Exec. 2022						
Asset Management Software	\$0	\$0	\$0	\$422	\$0	\$422
Emergency Repair & Alternative Floodplain	0	0	0	700	0	700
Emergency Shelter Cost	1,134	0	1,134	1,134	0	1,134
Housing Connect 2.0 Maintenance	0	0	0	874	0	874
Neighborhood Preservation Consultant Program CD Ineligibility	365	0	365	444	0	444
On-Call Citywide Emergency Contracts	0	0	0	660	0	660
Tax Levy for non-capitally eligible cost at NYCHA	248	0	248	248	0	248
Subtotal, New Needs	\$1,747	\$0	\$1,747	\$4,482	\$0	\$4,482
Other Adjustments- Exec. 2022						
70 Mulberry Takedown	\$0	(\$90)	(\$90)	\$0	(\$235)	(\$235)
ACF IC with HPD	0	0	0	0	0	0
Bring up Federal Funds	0	559	559	0	0	0
CD Rollover	0	2,120	2,120	0	0	0
Community Lien Sale Outreach Transfer	500	0	500	0	0	0
Coronavirus Relief Fund OTFS	0	978	978	0	0	0
Coronavirus Relief Fund PS	0	23	23	0	0	0
Customer Service Center Tool	0	45	45	0	55	55
DC37 Collective Bargaining I/C	0	1	1	0	1	1
DC37 RIP Clericals	2	8	10	2	8	10
DC37 RIP CSTG	17	59	76	17	59	76
DC37 RIP Real Estate	4	7	11	4	7	11
DR MF Admin.	0	60	60	0	0	0
DTR Cellphone	0	185	185	0	80	80
FSS Online Portal	0	45	45	0	60	60

<i>Dollars in Thousands</i>	FY21			FY22		
	City	Non-City	Total	City	Non-City	Total
Fund Mother Gaston I/C	\$0	\$752	\$752	\$0	\$0	\$0
FUP and Mainstream Lease Incentive	0	865	865	0	0	0
Heat, Light and Power	(77)	0	(77)	74	0	74
Hiring Delays	(500)	0	(500)	0	0	0
Homeless Placement Staff	0	0	0	0	459	459
HPD MF Program	0	4,457	4,457	0	8,134	8,134
IFA Surplus Re-estimate	0	(2,500)	(2,500)	0	0	0
Indirect Adjustments	(509)	0	(509)	(509)	0	(509)
Landlord Ambassador Program Reallocation	(718)	0	(718)	0	718	718
Lead Demo 2017	0	(460)	(460)	0	460	460
Lead Demo 2020	0	50	50	0	100	100
Lease Adjustment	0	0	0	10	0	10
Marketing and Affordability Oversight	0	0	0	0	932	932
ModRehab SRO rental assistance	0	351	351	0	0	0
Mother Gaston I/C FY22	0	0	0	0	195	195
MS Enterprise Licensing Agreement Realignment	161	0	161	0	0	0
NYCHA - DR OY Balance	0	0	0	0	20,000	20,000
NYCHA Cleanup Corps	0	6,965	6,965	0	16,742	16,742
NYCHA Food Business Pathways	0	170	170	0	0	0
NYCHA Labor Funding Estimates	106	0	106	106	0	106
NYCHA Tobacco Spending Plan	1,000	0	1,000	0	0	0
NYCHA DR Workforce Dev.	0	507	507	0	325	325
OER IC to HPD IMPACCT	0	250	250	0	0	0
Online Participant Portal	0	500	500	0	950	950
Resiliency Staff	0	850	850	0	850	850
Roll unspent NYCHA LMDC	0	2,647	2,647	0	0	0
RP3 URA dollars	0	0	0	0	30	30
S8 HCV Rental Assistance	0	79,000	79,000	0	0	0
S8 Mainstream Rental Assistance	0	162	162	0	0	0
S8 Port Out	0	48	48	0	0	0
Schedule CoC Camba Hegeman	0	589	589	0	786	786
Schedule SPC rental assistance	0	1,520	1,520	0	0	0
Scheduling Section 8 Personal Service	0	2,100	2,100	0	2,100	2,100
Subsidy Re-estimate	0	0	0	(6,000)	0	(6,000)
Supportive Housing Transfer	0	0	0	0	0	0
Temporary Staff Contract Re-estimate	(300)	0	(300)	0	0	0
To put up DR MF and admin	0	732	732	0	0	0
To schedule FY22 S8 Admin	0	0	0	0	1,749	1,749
To take down CD funds	0	(30)	(30)	0	0	0
Virtual conference	0	2	2	0	0	0
Zombie Homes Initiative	0	88	88	0	0	0
Subtotal, Other Adjustments	(\$314)	\$103,615	\$103,301	(\$6,296)	\$54,565	\$48,269
TOTAL, All Changes Exec. 2022	\$1,433	\$103,615	\$105,048	(\$1,814)	\$54,565	\$52,751
HPD Budget as of the Fiscal 2022 Executive Plan	\$313,460	\$1,063,221	\$1,376,684	\$287,840	\$797,827	\$1,085,667