



# Fiscal 2022 Executive Plan: Capital

**\$93 Billion**  
Fiscal 2021-2025  
Capital  
Commitment Plan

**+8.88 Billion**  
Increase in Plan  
since Preliminary

**\$133.75 Billion**  
Fiscal 2022-2031 Ten  
Year Capital  
Strategy (TYCS)

**+\$14.9 Billion**  
Increase in TYCS  
Since Preliminary

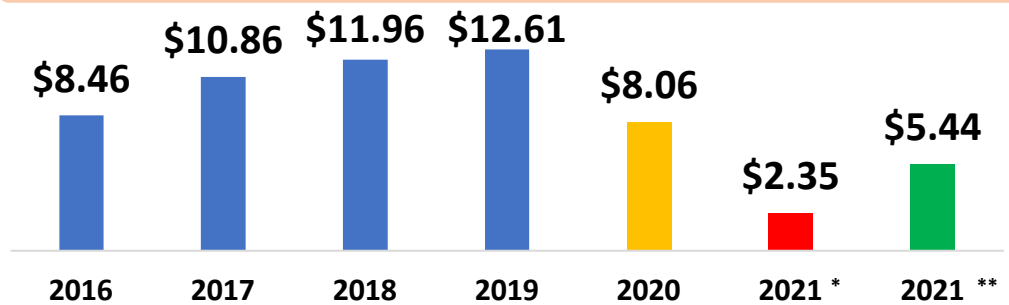
**\$21.94 and \$8.39**  
Billion  
First and Last Fiscal  
Years of  
TYCS

## Executive Fiscal 2022 vs Preliminary Fiscal 2022 Capital Commitment Plan

Fiscal Year	2021	2022	2023	2024	2025	2021-2025
Executive	\$16,293	\$21,942	\$17,174	\$18,034	\$19,556	\$93,001
Preliminary	17,589	17,108	16,305	17,418	15,707	84,126
Variance	(\$1,296)	\$4,835	\$869	\$616	\$3,849	\$8,875

(Dollars in Millions)

## Restart of Capital Portfolio Accelerating



(Dollars in Billions)

\*Fiscal 2021 shows commitments made through December 2020

\*\*Fiscal 2021 shows commitments made through March 2021

## Largest Capital Agencies in Commitment Plan and Project Increase Highlights

Agency	Exec FY21-25	Prelim FY21-25	Var FY21-25
DOE	\$18,304	\$17,281	\$1,023
DEP	13,701	12,662	1,039
DOT	11,770	9,701	2,069
DCAS	7,627	7,067	560
HPD	7,616	6,003	1,613
DOC	6,485	6,810	(0.32)
DPR	5,731	4,992	739
EDC/SBS	3,677	2,773	904
NYCHA	3,006	2,993	12
H+H	2,891	2,638	253
MTA	2,066	1,516	550
DSNY	1,988	1,982	6
All Others	\$8,139	\$7,706	\$433

(Dollars in Millions)

- DOE - \$872 M for SCA Capital Plan
- **MTA - \$550 M for MTA Capital Plan**
- DEP - \$414 M for Gowanus Sewer Plant
- DOT - \$387 M for Bridges
- **DPR - \$383 M for Park Bridges**
- EDC - \$354 M Manhattan Greenway
- **DPR - \$348 M Riverside Park Amtrak Bridge**
- DCAS - \$318 M LES Coastal Resiliency
- HPD - \$304 M Low Affordable Housing
- **HPD - \$300 M NYCHA PACT Program**
- DOT - \$285 M Trans-Manhattan Expressway

(New Projects are Highlighted Green)

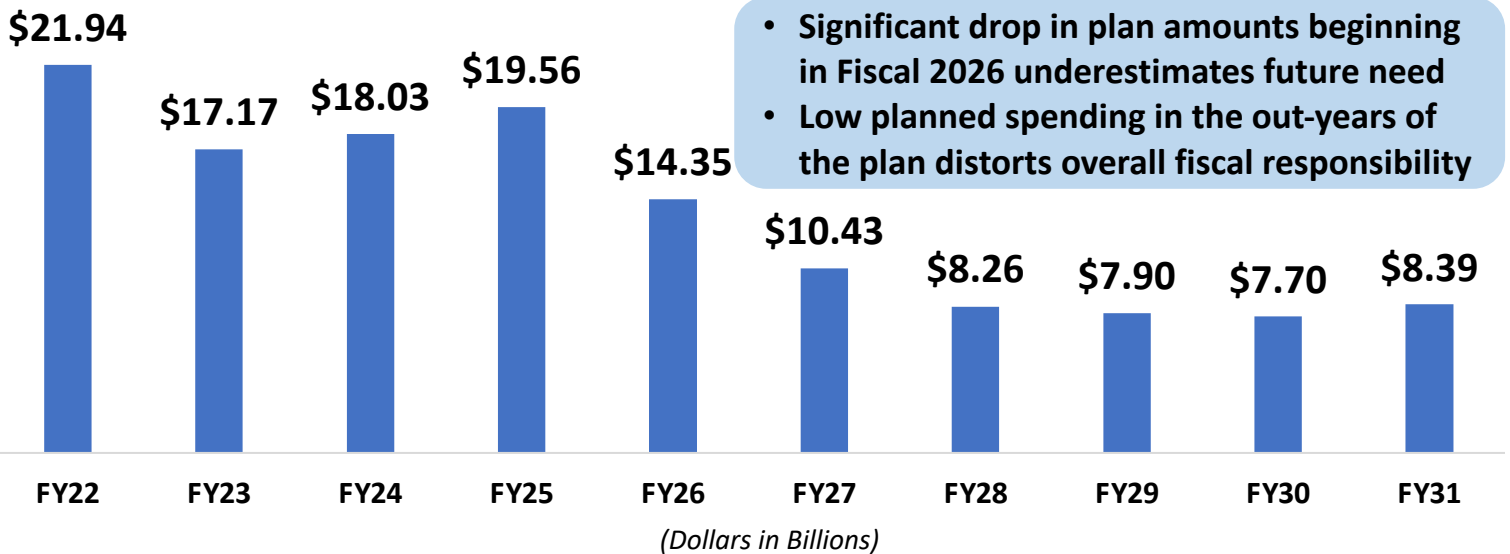
## Fiscal 2022 Executive Capital Budget \$65.48 Billion

Funding Type	Fiscal 2022	Fiscal 2023	Fiscal 2024	Fiscal 2025
City Non-Exempt	\$13,681	\$12,632	\$13,422	\$15,323
City Exempt	963	1,725	2,432	3,114
Federal	717	445	407	111
State	61	86	58	166
Private	124	9	0	2
<b>Total</b>	<b>\$15,547</b>	<b>\$14,896</b>	<b>\$16,319</b>	<b>\$18,716</b>

(Dollars in Millions)

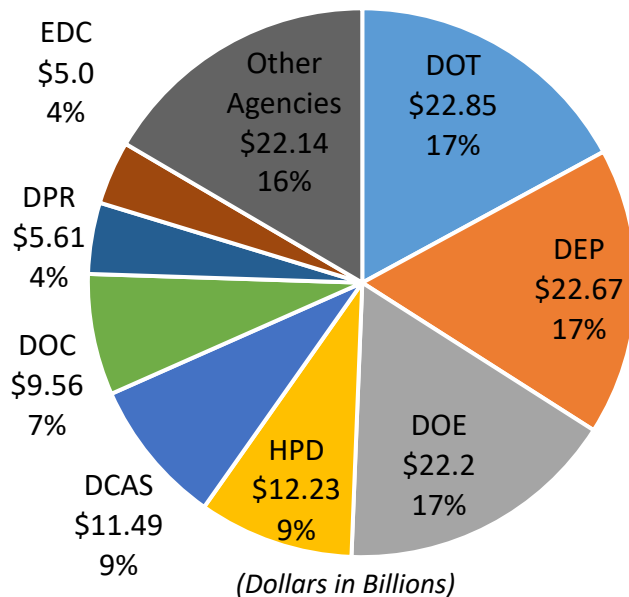
- Financial plan covering estimated capital expenditures for the next four years
- Reappropriates prior year appropriations and proposes Fiscal 2022 Capital Budget

### Ten Year Capital Strategy Shows Little Improvement and Continue to Underestimate Future Needs



- Significant drop in plan amounts beginning in Fiscal 2026 underestimates future need
- Low planned spending in the out-years of the plan distorts overall fiscal responsibility

### 2022-2031 Ten Year Capital Strategy by Agency and Investment Priorities



#### Distribution of Funds in the Ten-Year Capital Strategy

- **State of Good Repair (Reconstruction and Rehab) – \$70.5 B**
- **Programmatic Replacement (Lifecycle Replacement) - \$33.5 B**
- **Program Expansion (New Projects) - \$29.7 B**