



Fiscal 2022 Preliminary Plan: Capital

\$84.13 Billion
Fiscal 2021-2025
Capital
Commitment
Plan

+141.8 Million
Increase in Plan
since Adoption

\$118.79 Billion
Fiscal 2022-2031
Ten Year Capital
Strategy (TYCS)

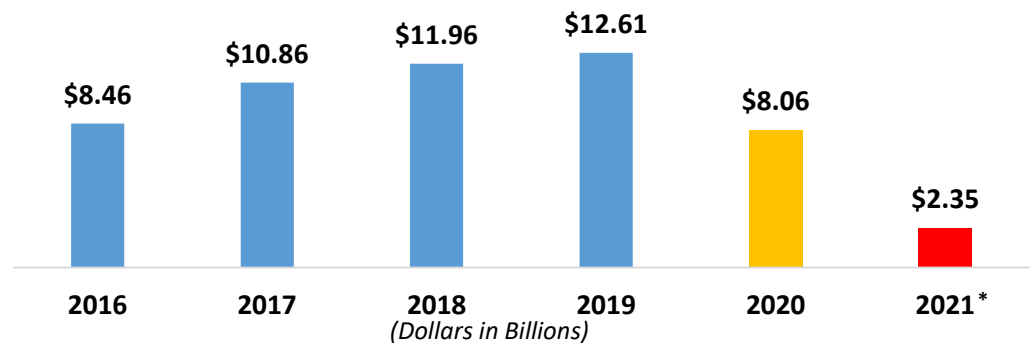
\$17.11 and \$8.05
Billion
First and Last
Fiscal Years of
TYCS

Preliminary Fiscal 2022 vs Adopted Fiscal 2021 Capital Commitment Plan

| Fiscal Year | 2021 | 2022 | 2023 | 2024 | 2025 | 2021-2025 |
|-------------|----------|----------|----------|-----------|----------|-----------|
| Preliminary | \$17,589 | \$17,108 | \$16,305 | \$17,418 | \$15,707 | \$84,126 |
| Adopted | 17,445 | 17,048 | 16,949 | 18,435 | 14,107 | \$83,984 |
| Variance | \$144 | \$60 | (\$644) | (\$1,018) | \$1,600 | \$142 |

(Dollars in Millions)

Impact of COVID on Actual Commitments



*Fiscal 2021 shows commitments made through December 2020

Largest Capital Agencies in Commitment Plan

| Agency | Prelim FY21-FY25 | Adopted FY21-FY25 | Variance FY21-FY25 |
|------------|------------------|-------------------|--------------------|
| DOE | 17,281 | 17,016 | 266 |
| DEP | 12,662 | 11,123 | 1,538 |
| DOT | 9,701 | 10,436 | (735) |
| DCAS | 7,241 | 7,860 | (619) |
| DOC | 6,810 | 6,950 | (140) |
| HPD | 6,003 | 6,003 | - |
| DPR | 4,992 | 4,899 | 93 |
| NYCHA | 2,993 | 2,993 | - |
| EDC | 2,773 | 3,006 | (233) |
| H+H | 2,638 | 2,465 | 173 |
| DSNY | 1,982 | 2,049 | (67) |
| All Others | 9,049 | 9,184 | (134) |

(Dollars in Millions)

Preliminary Commitment Plan Highlights

- HPD - \$454 million moved back into FY21 for affordable housing
- DEP - \$404 million added for Gowanus CSO
- H+H - \$326 million added for correctional health improvements
- Parks - \$285 million added for East River Esplanade
- H+H - \$172 million added for Hospital improvements City-wide

Fiscal 2022 Preliminary Capital Budget \$53.6 Billion

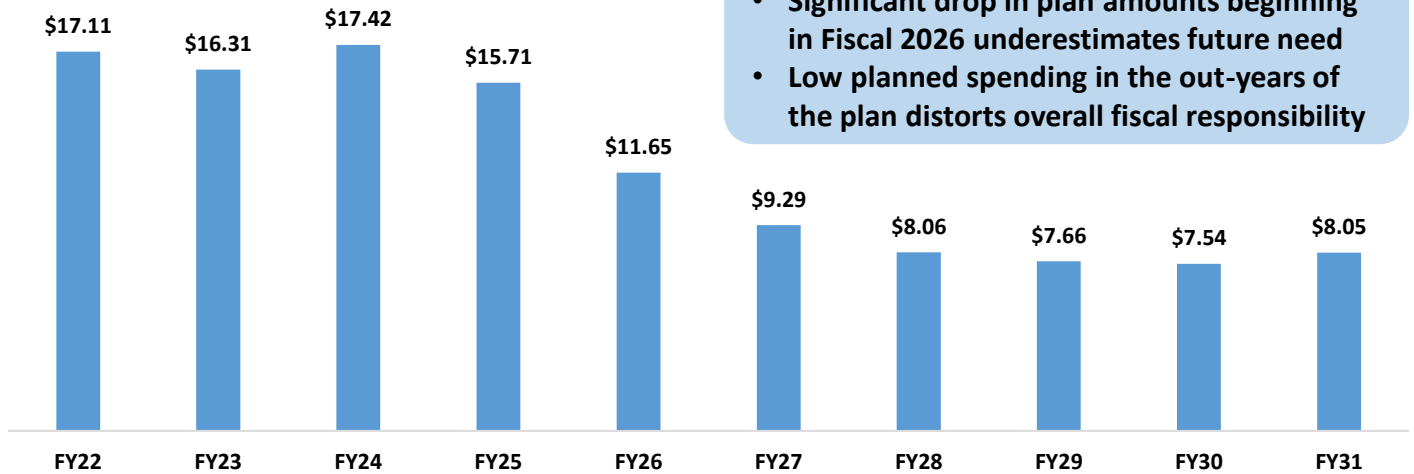
| Funding Type | Fiscal 2022 | Fiscal 2023 | Fiscal 2024 | Fiscal 2025 |
|---------------------|--------------------|--------------------|--------------------|--------------------|
| City Non-Exempt | \$7,402 | \$11,007 | \$12,732 | \$11,903 |
| City Exempt | 1,049 | 1,623 | 2,341 | 2,725 |
| Federal | 390 | 400 | 410 | 102 |
| State | 346 | 342 | 386 | 315 |
| Private | 54 | 7 | 16 | 2 |
| Total | \$9,241 | \$13,379 | \$15,885 | \$15,047 |

(Dollars in Millions)

The Preliminary Capital Budget

- Financial plan covering estimated capital expenditures for the next four years
- Incorporates departmental estimates for future funding needs

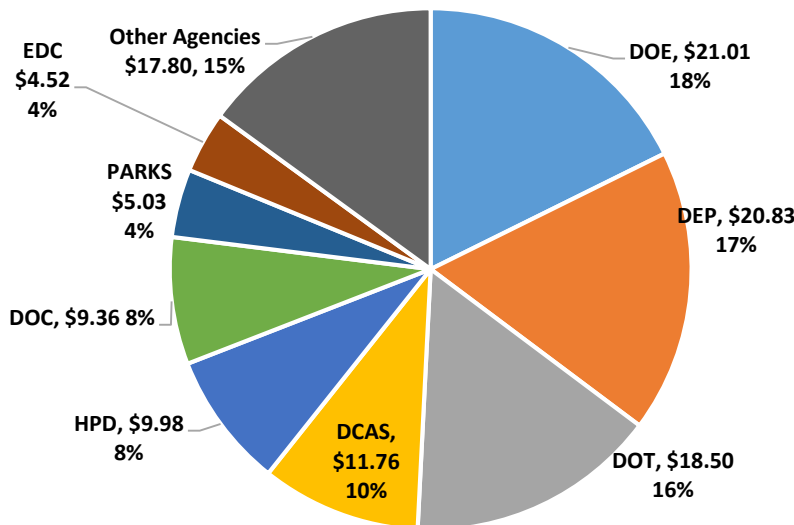
2022-2031 Ten Year Capital Strategy \$118.8 Billion



- Significant drop in plan amounts beginning in Fiscal 2026 underestimates future need
- Low planned spending in the out-years of the plan distorts overall fiscal responsibility

(Dollars in Billions)

2022-2031 Ten Year Capital Strategy by Agency



(Dollars in Billions)

Distribution of Funds in the Ten Year Capital Strategy

- State of Good Repair (Reconstruction and Rehab) - \$62.2 billion
- Program Expansion (New Projects) - \$26.4 billion
- Programmatic Replacement (Lifecycle Replacement) - \$30.2 billion