



Fiscal 2022 Preliminary Plan Fact Sheet: Department of Finance Expense Budget

FY22 Preliminary Budget:
\$321.5 million

PS Budget:
\$178.4 million
Salaries & Wages:
\$161.9 million

Unsalaries:
\$7.7 million
Additional Gross Pay:
\$7.2 million

OTPS Budget:
\$143.0 million
Other Services & Charges:
\$61.8 million
Contractual Services – Financing:
\$33.7 million
Contractual Services:
\$35.9 million

FY22 Budgeted Headcount:
2,102

Actual Headcount:
1,940

Preliminary Financial Plan, FY21-25

<i>\$ in Thousands</i>	FY21	FY22	FY23	FY24	FY25
FY22 Prelim	\$ 326,766	\$ 321,460	\$ 321,217	\$ 321,217	\$321,217
New Needs	\$4,232	\$500	0	0	0
Other Adjustments	(56)	0	0	0	0
Savings	(1,174)	0	0	0	0
Total Expense Changes	3,002	0	0	0	0

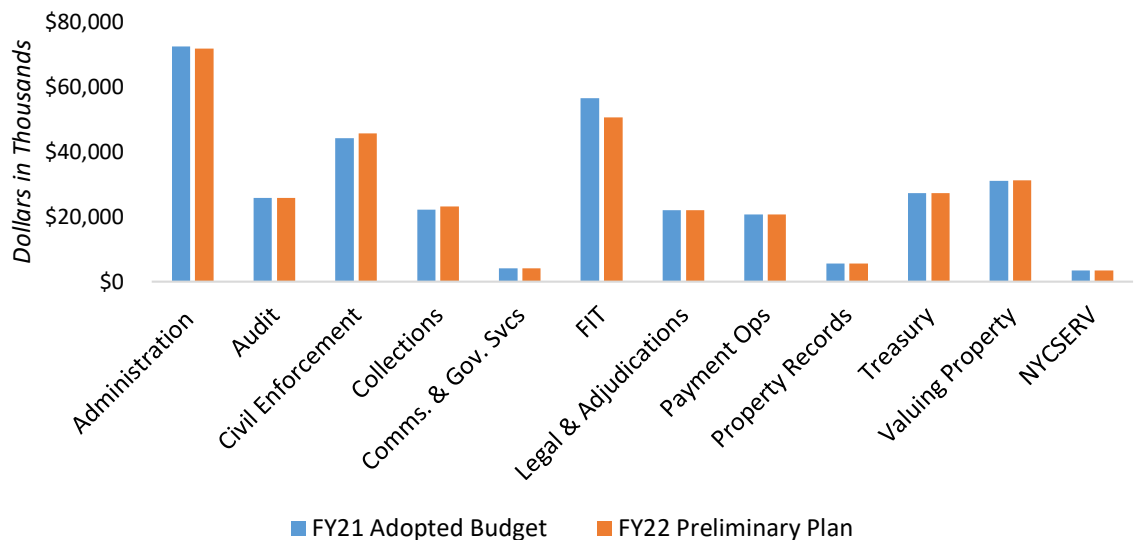
New Needs:

- **BTS Post-Production Support.** \$2.8 million in OTPS spending in Fiscal 2021.
- **Lien Sale Outreach.** \$500,000 in OTPS spending in Fiscal 2021 and Fiscal 2022.
- **PTS Post-Production Support.** \$964,000 in OTPS spending added in Fiscal 2021

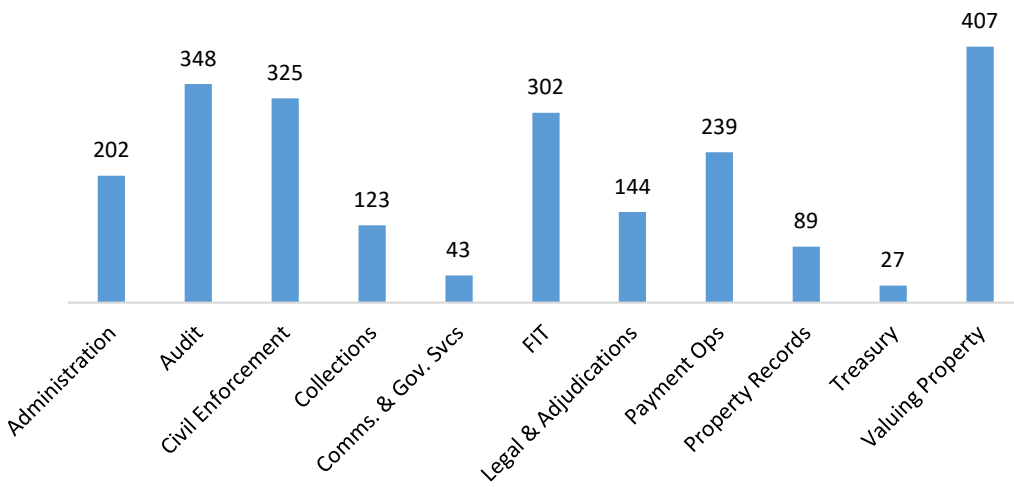
Savings Program:

- **Hiring and Attrition Management.** \$1.2 million in savings in Fiscal 2021 due to the deactivation of 59 vacant positions.

Funding By Program Area

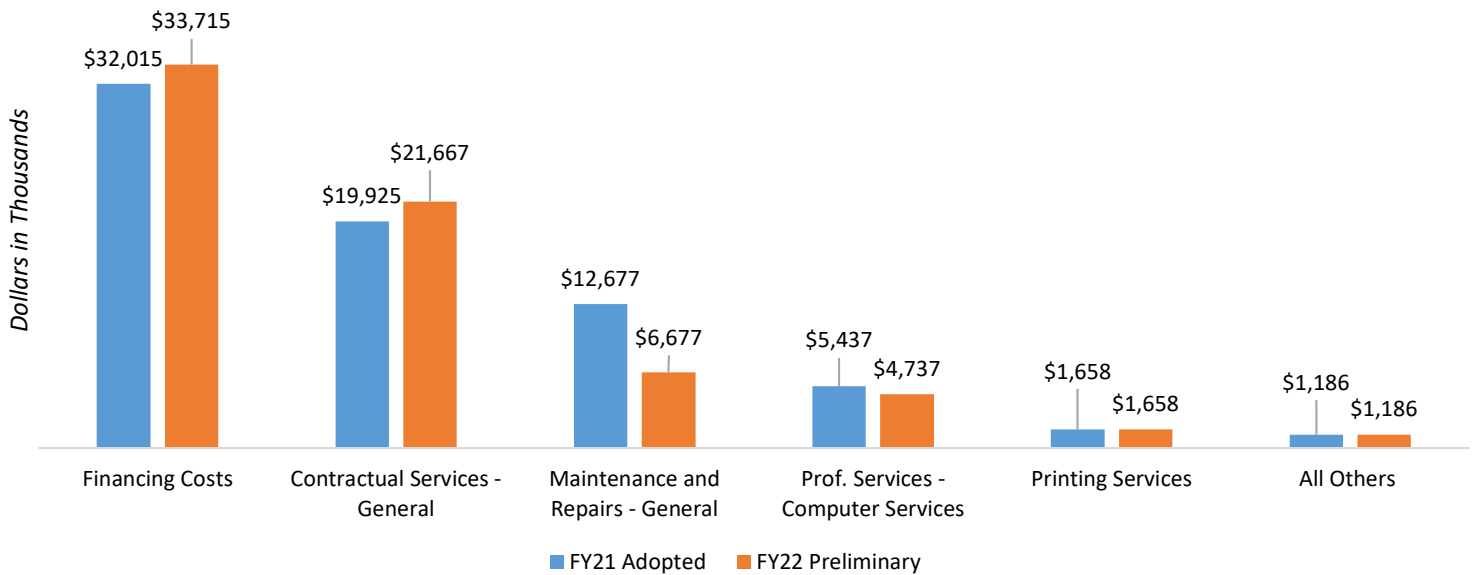


Headcount



The Department of Finance's budgeted headcount has steadily increased since Fiscal 2019. As of February 2021, the Department's budgeted headcount is 2,102 positions, and it operates with an 8 percent vacancy rate.

Contract Budget



Miscellaneous Revenue

The Department of Finance forecasts that it will collect \$934 million in miscellaneous revenue in Fiscal 2022, \$557 million will be from the collection of Parking Violation Fines.

