



Department of Citywide Administrative Services

Fiscal 2022 Preliminary Budget Fact Sheet

\$1.3 billion

FY22 Preliminary
Budget

+15.7 million

Since FY21 Adopted
Budget

\$715.3 million

FY22 Heat, Light and
Power (HLP) Budget

+682.7 million

Federal COVID-19
related funding in
Fiscal 2021

\$4.9 billion

FY21-FY25 Capital
Commitment Plan

2,754

Budgeted Positions
for FY22

\$53.4 million

Miscellaneous
Revenue for FY22

\$57.9 million

FY22 Contract Budget

Financial Plan Actions since Adoption

<i>Dollars in Thousands</i>	FY21	FY22	FY23	FY24	FY25
FY21 Adopted	\$1,281,866	\$1,307,372	\$1,297,088	\$1,297,093	\$1,297,093
<i>New Needs</i>	\$ 29,920	\$ 3,580	\$ -	\$ -	\$ -
<i>Other Adjustments</i>	\$ 693,764	\$ (4,905)	\$ (1,503)	\$ (1,503)	\$ (1,503)
<i>Savings Program</i>	\$ (16,492)	\$ (8,425)	\$ (506)	\$ (506)	\$ (506)
Total Changes	\$ 707,192	\$ (9,750)	\$ (2,009)	\$ (2,009)	\$ (2,009)
FY22 Prelim	\$1,989,058	\$1,297,623	\$1,295,079	\$1,295,084	\$1,295,084

New Needs:

- \$19.8M for Non-Public School Security Guard Reimbursement Program in FY21;
- \$3.3M for Façade Projects in FY21 & FY22.

Other Adjustments:

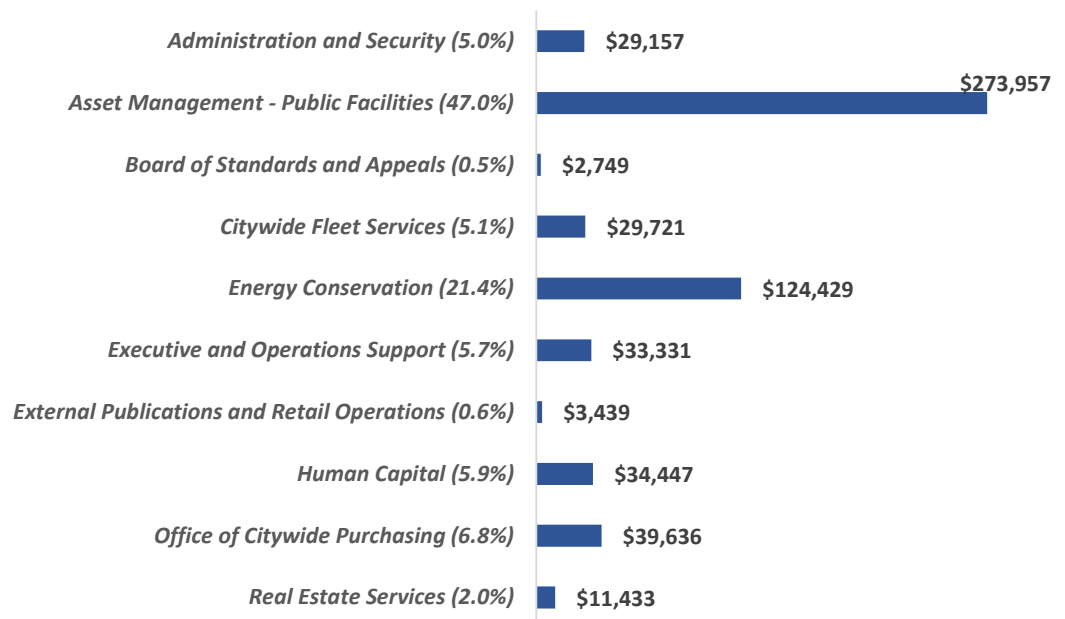
- \$682.7M in Federal COVID-19 related funding in FY21.

Savings Program:

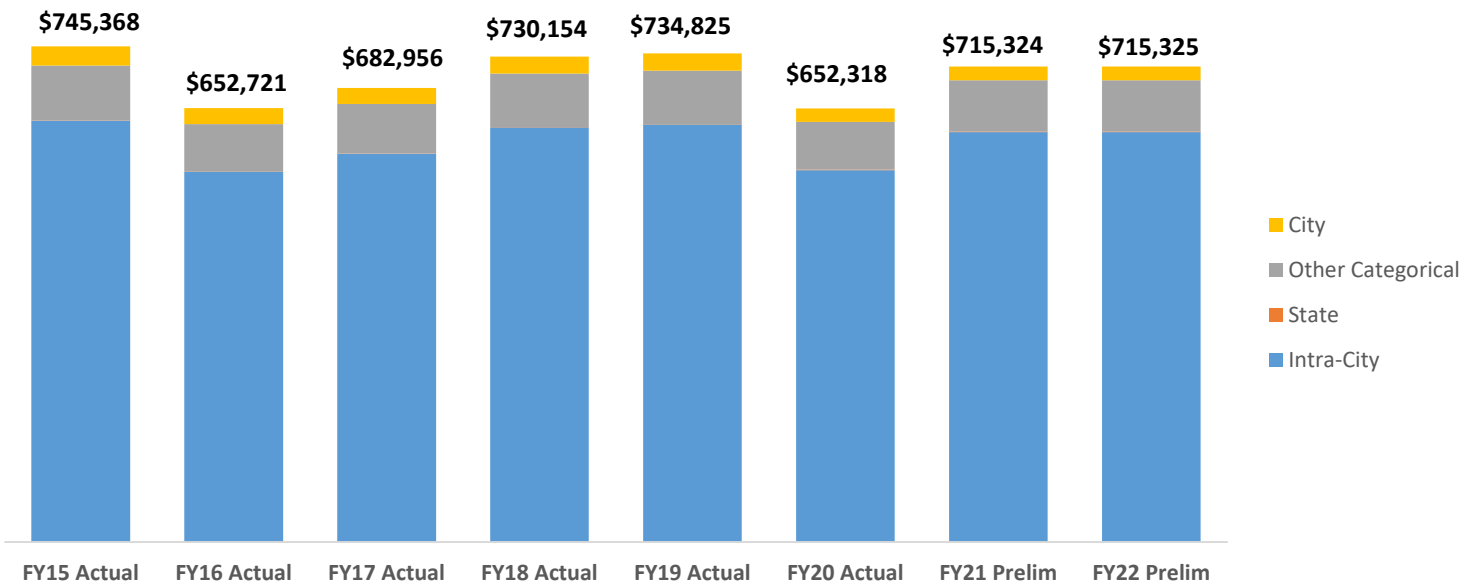
- \$6.5M in FY21 for PS Savings;
- \$1.7M in FY22 for Contractual Security Reduction.

DCAS FY22 Budget by Program Area (excl. HLP)

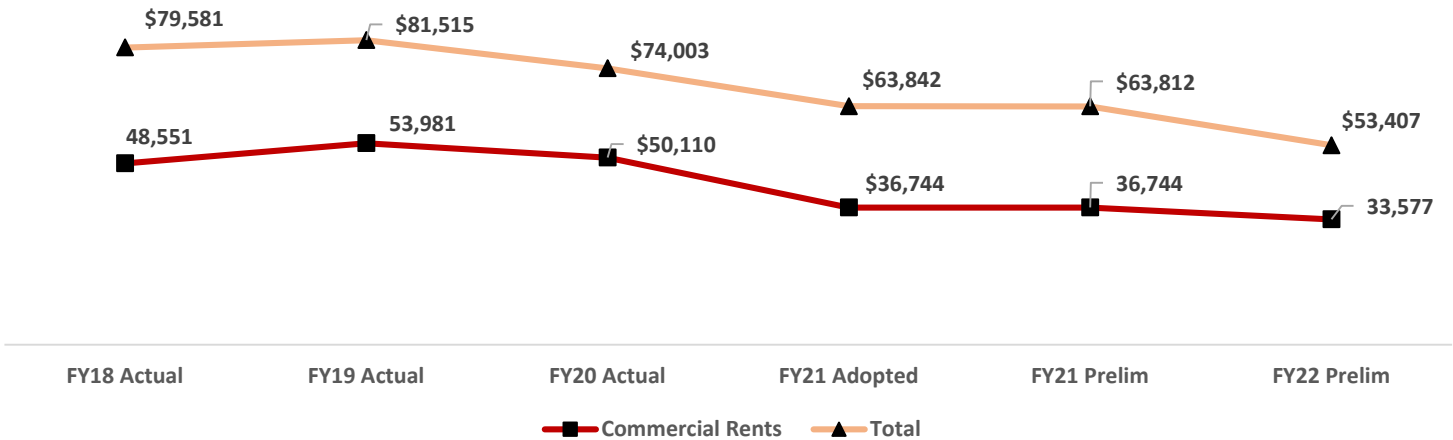
Dollars in Thousands



Citywide Heat, Light and Power (Dollars in Thousands)



DCAS Miscellaneous Revenue (Dollars in Thousands)



Preliminary Mayor's Management Report (PMMR) Highlights



Civil Service Exam Applications: Applications received for all DCAS civil service exams decreased from 83,399 in Fiscal 2019 to 78,442 in Fiscal 2020. This decrease was caused by the ongoing COVID-19 pandemic, as the exam schedule was re-evaluated to prioritize virtual administration so as to mitigate social interaction.



City Procurement: Due to demand of COVID-19 products, City procurement rules were suspended in March 2020 by Executive Order. All COVID-specific items delivered through Fiscal 2020 and Fiscal 2021 have been directed to the DCAS Central Storehouse for distribution. During the first four months of Fiscal 2021, the storehouse has distributed \$65.5 million worth of products to City agencies, of which \$55.4 million were COVID-specific items.



Electric Vehicles: For Fiscal 2020, the number of electric vehicles in the DCAS-managed fleet totaled 561, an increase of 25 electric vehicles since Fiscal 2019. Additionally, the percentage of hybrid or alternative fuel vehicles in the citywide fleet increased from 63 percent in Fiscal 2019 to 65 percent in Fiscal 2020.