THE COUNCIL OF THE CITY OF NEW YORK

Hon. Corey Johnson
Speaker of the Council

Hon. Stephen Levin
Chair, Committee on General Welfare

Report of the Finance Division on the
Fiscal 2022 Preliminary Plan, the Fiscal 2022 Preliminary Capital Budget, Fiscal 2022 Preliminary Capital Commitment Plan, and the Fiscal 2021 Preliminary Mayor's Management Report for the

Department of Homeless Services

March 17, 2021

Finance Division
Frank Sarno, Financial Analyst
Dohini Sompura, Unit Head

Latonia McKinney, Director
Regina Poreda Ryan, Deputy Director
Paul Scimone, Deputy Director
Nathan Toth, Deputy Director

Table of Contents

Department of Homeless Services Overview 1
Fiscal 2022 Preliminary Budget – Financial Summary 2
DHS Revenue 4
Fiscal 2022 Preliminary Budget Changes 6
COVID-19 8
DHS' Shelter System 11
Street Homelessness – Outreach, Drop-in, and Reception Services 13
DHS Historical Spending 15
Contract Budget 15
Council Initiatives 15
PMMR 15
Capital Plan Overview 17
Preliminary Capital Commitment Plan for Fiscal 2021-2025 17
Fiscal 2022 Preliminary Capital Commitment Plan Highlights 19
Appendices 21
A. Budget Actions in the November and Preliminary Plans 21
B. DHS Contract Budget 22
C. DHS Program Budgets 23
Adult Shelter Administration and Support 23
Adult Shelter Intake and Placement 23
Adult Shelter Operations 24
Family Shelter Administration and Support 25
Family Shelter Intake and Placement 25
Family Shelter Operations 26
General Administration 27
Outreach, Drop-in, and Reception Services 28
Prevention and Aftercare 28
Rental Assistance and Housing Placement 29
D. DHS Reconciliation of Program Areas to Units of Appropriation 29

Department of Homeless Services Overview

The principal function of the Department of Homeless Services (DHS or the Department) is to provide transitional shelter for homeless single adults, adult families, and families with children, in accordance with New York City's "right to shelter" mandate. The Department also works to prevent homelessness, provide supports to unsheltered New Yorkers, and assist homeless New Yorkers in transitioning from shelter and the street to permanent housing.

DHS and the Human Resources Administration (HRA) are overseen and managed by the Department of Social Services (DSS), and both report to a single Commissioner for Social Services. Each agency is responsible for parts of DSS' continuum of services intended to support permanent housing. HRA manages the Homebase program that provides services to households who are at-risk of entering shelters. Homebase serves over 25,000 households a year at 23 locations across the City. In addition, HRA administers rental assistance programs to move individuals and families out of shelter. These are critical components of the City's array of services for the homeless, but they are not funded by DHS.

DHS' Fiscal 2021 Preliminary Budget totals $2.1 billion and is organized into 10 program areas, as illustrated by the below chart.

DHS Program Areas

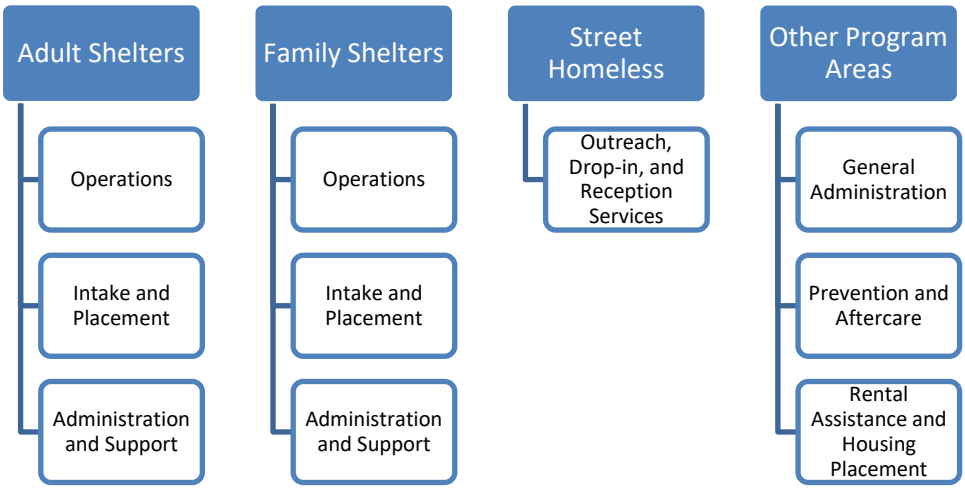

DHS' services include:

- Providing safe and well-run temporary emergency housing to homeless individuals and families in DHS operated and contracted shelters, including hotel-based shelters;
- Helping shelter clients prepare for independent living through gainful employment, by making connections to work supports and other public benefits, teaching personal budgeting and savings, and offering housing search assistance;
- Providing outreach services for unsheltered individuals on the street, and running drop-in centers, where individuals can access basic services (such as hot meals, showers, and

laundry facilities), safe havens (smaller-scale facilities tailored to the needs of the service-resistant street population that operate with fewer rules, provide private or semi-private rooms, and support services), and stabilization beds.

This report provides a review of the DHS Preliminary Budget for Fiscal 2022. In the first section, the financial summary and the highlights of the $2.1 billion Fiscal 2022 Preliminary Budget are presented. The report then discusses the Department's changes included in the November and Preliminary Financial Plans, discusses budget issues in Fiscal 2022, and presents a DHS shelter overview. This is followed by a review of the proposed capital budget for DHS with a discussion of significant changes proposed to the Fiscal 2022 Preliminary Capital Commitment Plan. Finally, appendices are included that list the budget actions in the November and Preliminary Plans, the total expense budget broken down between Personal Services (PS) and Other Than Personal Services (OTPS), the Contract Budget, each program area's budget, and a Unit of Appropriation (U/A) reconciliation by program area.

Fiscal 2022 Preliminary Budget – Financial Summary

DHS Financial Summary *Dollars in Thousands*						
	FY19	**FY20**	**FY21**	**Preliminary Plan**		***Difference**
Dollars in Thousands	**Actual**	**Actual**	**Adopted**	**FY21**	**FY22**	**FY21-FY22**
Budget by Program Area						
Adult Shelter Administration & Support	$11,567	$9,935	$10,235	$12,491	$10,236	$1
Adult Shelter Intake and Placement	10,121	10,308	11,909	11,905	11,930	21
Adult Shelter Operations	767,142	825,588	656,277	671,725	656,278	1
Family Shelter Administration & Support	11,235	7,805	18,095	17,258	16,726	(1,369)
Family Shelter Intake and Placement	27,864	32,729	32,095	32,038	32,117	22
Family Shelter Operations	1,146,638	1,122,802	1,123,817	1,110,954	1,122,676	(1,140)
General Administration	84,978	223,696	72,833	401,021	68,808	(4,025)
Outreach, Drop-in and Reception Services	101,973	117,135	119,207	121,120	118,437	(770)
Prevention and Aftercare	57	1,569	9	87	10	1
Rental Assistance and Housing Placement	22,566	17,619	15,330	15,330	15,330	0
TOTAL	**$2,184,142**	**$2,369,187**	**$2,059,806**	**$2,393,930**	**$2,052,548**	**($7,258)**
Funding						
City Funds	$1,353,045	$1,569,837	$1,127,517	$1,124,094	$1,247,827	$120,310
Other Categorical	3,286	3,263	0	0	0	0
State	176,712	176,759	179,312	179,309	179,272	(41)
Federal - Community Development	3,400	4,688	4,337	4,337	4,337	0
Federal - Other	646,712	617,741	747,789	1,085,339	620,262	(127,527)
Intra City	986	899	851	851	851	0
TOTAL	**$2,184,142**	**$2,369,187**	**$2,059,806**	**$2,393,930**	**$2,052,548**	**($7,258)**
Budgeted Headcount						
Full-Time Positions - Civilian	2,318	2,119	2,236	2,047	2,104	(132)
TOTAL	**2,318**	**2,119**	**2,236**	**2,047**	**2,104**	**(132)**

**The difference of Fiscal 2021 Adopted Budget compared to Fiscal 2022 Preliminary Budget.*

As indicated in the Financial Plan Summary above, DHS' Fiscal 2022 Preliminary Budget decreases by approximately $7.3 million when compared to the Fiscal 2021 Adopted Budget. However, the Fiscal 2020 budget and the current Fiscal 2021 budget include significant funding for COVID-19 pandemic relief expenditures, which increased DHS' budget over the course of the respective fiscal year. Note that Prevention and Aftercare services related to homelessness are not included in DHS's budget and are instead reflected in HRA's budget.

The Fiscal 2021 current modified budget is $334.1 million more than in the Fiscal 2021 Adopted Budget. The increase is due largely to COVID-19 related expenditures, which include $328.2 million in the General Administration program area. This increase is entirely federal funding recognized due to COVID-19, either through FEMA reimbursement or CARES Emergency Solutions Grant (ESG) funding.

The Fiscal 2021 current modified budget funds 2,047 positions, which reflects a headcount reduction of 189 positions compared to the Fiscal 2021 Adopted Budget. This is due to a hiring freeze reduction of 33 full-time positions in the November 2020 Plan and a hiring and attrition savings of 156 full-time positions in the Fiscal 2022 Preliminary Plan. DHS' budgeted headcount for Fiscal 2022 totals 2,104 full-time civilian positions, a decrease of 132 positions when compared to the Fiscal 2021 Adopted Budget, reflected in the General Administration program area. Headcount reductions will be achieved through attrition and DHS has not identified the specific full-time positions which will be cut in Fiscal 2021 or Fiscal 2022.

City funding for Fiscal 2022 increases by $120.3 million when compared to the Fiscal 2021 Adopted Budget, while federal funding decreases by $127.5 million. This is primarily a result of DHS budgeting $127 million in federal CARES ESG funding in Fiscal 2021 for services related to COVID-19 pandemic relief. In Fiscal 2022, DHS' budget does not include CARES ESG funding or FEMA funding. This is likely due to the nature of FEMA funding, which is recognized after it is spent. As a result, it is expected to change in future financial plans as COVID-19 funding and FEMA reimbursement are recognized by the City.

The following table provides a breakdown of DHS' Fiscal 2022 Preliminary Budget by program area. Of the 10 DHS program areas, Family Shelter Operations and Adult Shelter Operations are the largest, which constitute 87 percent of DHS' budget. The shelter operation program areas fund 439 shelter contracts totaling $1.9 billion.

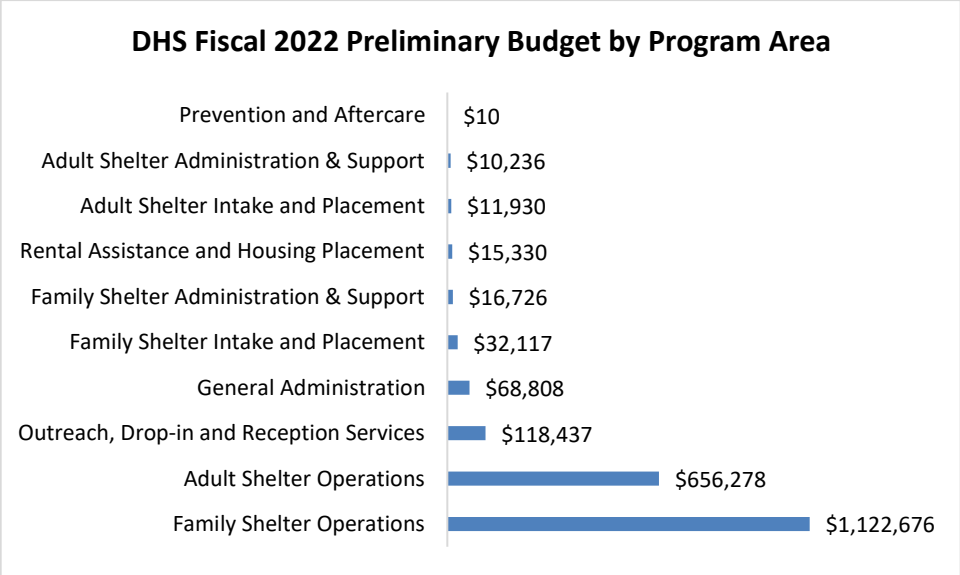

*Dollars in Thousands

DHS Funding by Source

For Fiscal 2022, $1.25 billion, or 61 percent of DHS' budget is City tax-levy (CTL), which is a $120.3 million increase when compared to the Department's Fiscal 2021 Adopted Budget. This increase is the impact of a funding shift in Adult Shelter Operations from federal CARES ESG funds in Fiscal 2021 to CTL in Fiscal 2022. Federal funding in Fiscal 2022 decreases by $127.5 million when compared to the Department's Fiscal 2021 Adopted Budget.

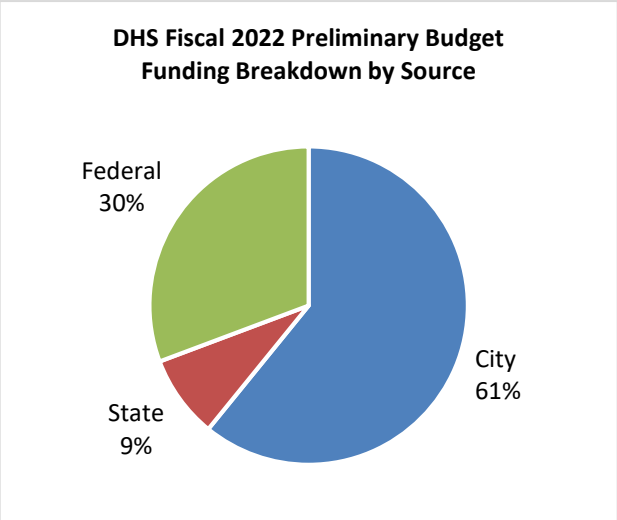

State revenues support the remainder of DHS' Fiscal 2022 Preliminary Budget. State funding for the agency decreases by $40,618 in Fiscal 2022, for a total of $179.3 million when compared to the Fiscal 2021 Adopted Budget. This slight decrease can be attributed a decrease in state funding in the General Administration budget.

The chart below provides a snapshot of the funding source breakdown of each program area.

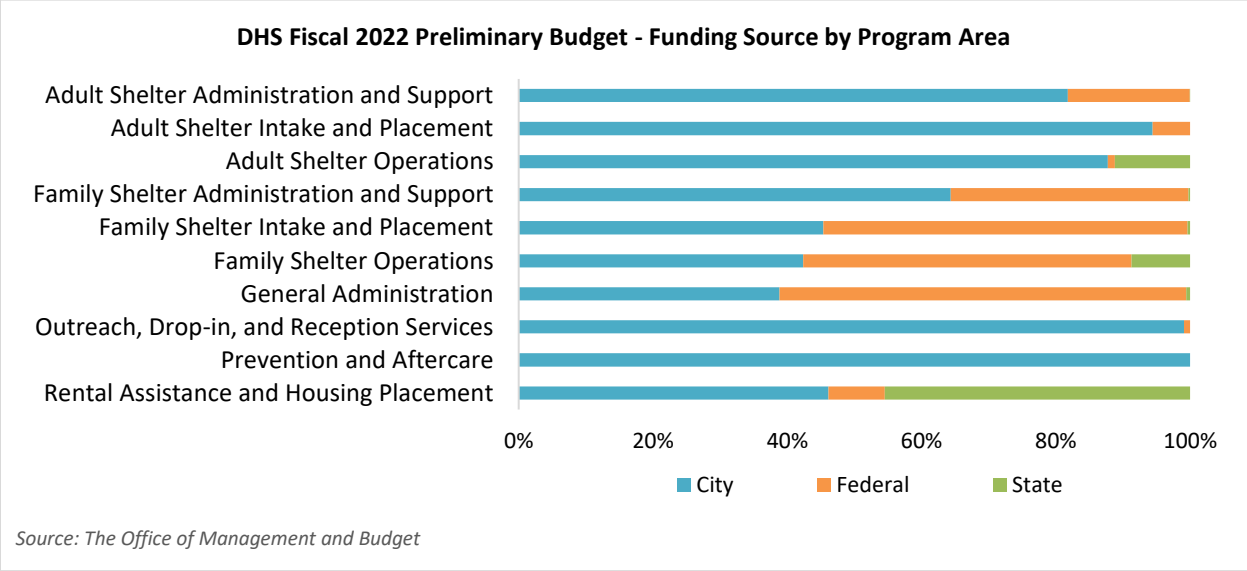

Source: The Office of Management and Budget

DHS Revenue

State and federal revenue comprise 39 percent of DHS' Fiscal 2022 Preliminary Budget. Federal funding for the Fiscal 2022 Preliminary Budget totals $624.6 million, a decrease of $127.5 million when compared to the Fiscal 2021 Adopted Budget. The decrease is attributable to federal COVID-19 CARES ESG funding which was not budgeted for Fiscal 2022. As shown in the table below, DHS has recognized $329.4 million in federal FEMA COVID-19 funding in Fiscal 2021. While DHS has not currently recognized FEMA funding for Fiscal 2022, it is expected to increase throughout the fiscal year as DHS funds COVID-19 related expenses. This includes the de-densify hotels, isolation hotels, stabilization beds, and related services. Other major federal revenue sources for DHS include Temporary Assistance for Needy Families (TANF) and Flexible Fund for Family Services (FFFS). DHS leverages both funding streams to support Family Shelter Operations.

When compared to the DHS' Fiscal 2021 Adopted Budget, federal TANF funding decreases by a modest $127,000 in Fiscal 2022.

DHS Federal Revenue Budget Overview
Dollars in Thousands

Revenue Sources	FY21 Adopted	Preliminary Plan FY21	Preliminary Plan FY22	*Difference FY21-FY22
Continuum of Care Program	$0	$569	$0	$0
Emergency Shelter Grant	127,000	133,528	0	(127,000)
Federal TANF Assistance	545,981	545,981	545,718	(263)
FEMA COVID-19	0	329,432	0	0
FEMA SANDY	0	290	0	0
FFFS- AOTPS Admin	23,402	23,160	23,138	(264)
FFFS- PS Admin	46,949	46,949	46,949	0
Fringe Benefits	1,010	1,010	1,010	0
Supportive Housing Program (HUD)	0	973	0	0
Veteran Affairs Homeless Providers	3,447	3,447	3,447	0
Community Development Block Grants	4,337	4,337	4,337	0
TOTAL	**$752,126**	**$1,089,676**	**$624,599**	**($127,527)**

**The difference of Fiscal 2021 Adopted compared to Fiscal 2022 Preliminary Budget.*

The main sources of State revenue for DHS are the Adult Shelter Cap, Safety Net Assistance (SNA), and shelter funding. The State reimburses the City for 50 percent of the adult shelter costs but has capped the annual total at $68.9 million since Fiscal 2013 – this funding stream is called the Adult Shelter Cap. SNA funding supports homeless families on public assistance and the other State shelter funding supports rental assistance and housing placement. State revenue totals $179.3 million in the Fiscal 2022 Preliminary Budget, a decrease of $41,000 when compared to the Fiscal 2021 Adopted Budget.

The State Fiscal 2022 Executive Budget proposes a five percent local assistance cut to Adult Protective Services and Domestic Violence programs. For more details on the proposed state cuts to the City, please refer to HRA's Fiscal 2022 Preliminary Budget Report.

DHS State Revenue Budget Overview
Dollars in Thousands

Revenue Sources	FY21 Adopted	Preliminary Plan FY21	Preliminary Plan FY22	*Difference FY21-FY22
Adult Shelter Cap	$68,992	$68,992	$68,992	$0
Fringe Benefits	159	159	159	0
Safety Net	103,190	103,186	103,149	(41)
Shelters	6,971	6,971	6,971	0
TOTAL	**$179,312**	**$179,309**	**$179,272**	**($41)**

**The difference of Fiscal 2021 Adopted compared to Fiscal 2022 Preliminary Budget.*

Addressing the Homeless Crisis is Not Solely the City's Responsibility

While the State also has a fiscal responsibility to aid the City, the State's proportional contribution towards sheltering individuals and families has decreased from 13 percent of the DHS shelter budget in Fiscal 2014, to only nine percent in the Fiscal 2022 Preliminary Budget. In Fiscal 2014, the State contributed $73 million to adult shelter spending and $43 million to family shelter spending. In the Fiscal 2022 Preliminary Budget, the State contributes $74 million to adult shelter

spending and $98 million to family shelter spending, an overall increase of only $55 million.[1] At no point since the increase in the City's homeless population has the State increased its contribution to match the growth of City or federal spending. Additionally, the state does not provide funding for street homelessness programs and outreach. The chart below shows the spending trends from Fiscal 2014 to the Fiscal 2022 Preliminary Budget for the federal, State, and City levels.

State Support for Shelters

Source	FY14	FY14 Share	FY22 Prelim	FY22 Share	Increase	Growth
City	$433,332	50%	$1,096,668	59%	$663,336	153%
State	$116,443	13%	$171,891	9%	$55,448	48%
Federal	$327,605	37%	$580,554	32%	$252,949	77%
Total	$877,380	100%	$1,849,113	100%	$971,733	111%

Dollars in thousands.

Fiscal 2022 Preliminary Budget Changes

DHS' total Fiscal 2022 Preliminary Budget of $2.1 billion (including City and non-City funds) represents approximately two percent of the City's overall proposed budget of $92.3 billion. DHS' Fiscal 2022 Preliminary Budget decreases by $7.3 million, or less than one percent, when compared to its Fiscal 2021 Adopted Budget. As the chart below shows, OTPS expenses comprise about 93 percent of DHS' budget, and the majority of the growth in the Department's Preliminary Budget can be attributed to additional OTPS costs for Adult Shelter Operations and Family Shelter Operations. The remainder of DHS' Budget supports PS expenses for 2,104 agency positions. DHS services and programs are almost entirely contracted out.

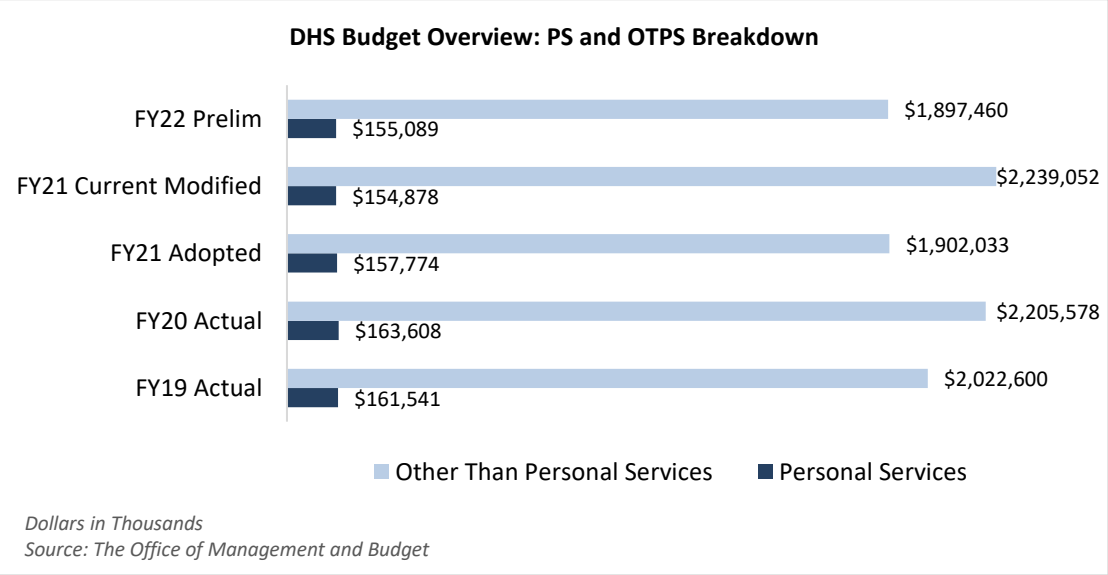

[1] Fiscal 2014 Budget Function Analysis - OMB, Fiscal 2022 Budget Function Analysis - OMB.

Financial Plan Changes

Beginning in Fiscal 2019, mid-year changes to the DHS Budget have been generally minor. The COVID-19 pandemic interrupted this pattern as DHS altered services to protect clients from the disease. The November 2020 and Preliminary Financial Plans increased the Fiscal 2021 Budget by $329.4 million, of which $152.1 million was reflected in the Fiscal 2022 Preliminary Plan. The primary changes were related to the COVID-19 pandemic, including recognizing spending covered by federal FEMA funding and minimal reductions related to the closure of in-person offices. Similarly, the November Plan introduced COVID-19 pandemic relief spending supported by federal funding and introduced a hiring freeze. The Fiscal 2022 Preliminary Plan introduced budget cuts totaling $1.7 million in Fiscal 2021 and added $152.1 million in COVID-19 pandemic related spending in Fiscal 2021. The Fiscal 2022 Preliminary Plan did not introduce changes for Fiscal 2022. All changes introduced to the Fiscal 2021 and Fiscal 2022 budgets in the November and Preliminary Financial Plans are shown in Appendix A on page 22.

The major changes included in the November and Preliminary Plans are described below.

Other Adjustments

- **FEMA Funding for COVID-19.** The Fiscal 2022 Preliminary Plan recognized $82.8 million in new spending in Fiscal 2021 for July through December 2020 expenses related to COVID-19 emergency stabilization beds, density reduction provider costs, and nurse contracts for COVID-19 screening at shelter intake. These programs are funded through federal FEMA revenue.
- **FEMA Funding for Hotels.** The Fiscal 2022 Preliminary Plan recognized $70.4 million in new spending in Fiscal 2021 to fund COVID-19 hotel rent costs through February 2021, including de-densify hotels, isolation hotels, and stabilization bed sites. This program is funded through federal FEMA reimbursement. Fiscal 2021 spending recognized for COVID-19 hotel rent costs total $246.6 million, all funded through federal FEMA funding.

Savings Program

- **Hiring Freeze.** The November Plan reduced DHS' headcount by 33 positions in Fiscal 2021 and the outyears for a savings of $982,366 in Fiscal 2021 and $1.3 million in the outyears. DHS has not identified specific positions for this reduction.
- **Hiring and Attrition Management.** The Fiscal 2022 Preliminary Plan reduced DHS' headcount by 156 positions in Fiscal 2021 for a savings of $1.6 million in Fiscal 2021. The Fiscal 2022 Preliminary Plan does not allocate savings in Fiscal 2022 and the outyears and DHS has not identified specific positions for this reduction. The current year reduction is associated with the City's new 3:1 hiring control plan which requires three positions to be vacated before one position is hired. While the Administration has stated that positions critical to health and safety will be exempt and the Preliminary Plan has not allocated agency-specific savings in Fiscal 2022, this policy will limit DHS' ability to fill headcount vacancies.

Budget Issues

- **Fiscal 2022 COVID-19 Budget.** DHS' Fiscal 2022 Preliminary Budget does not plan for COVID-19 expenditures in the agency. This is primarily due to the nature of the funding. Federal FEMA funding for COVID-19 pandemic relief is reimbursed to the City after it is

spent. However, based on increases in funding in Fiscal 2021 and the state of the COVID-19 pandemic, the DHS budget is expected to increase due to COVID-19 related expenditures reimbursed by federal FEMA funding.

- **COVID-19 Contract Extensions.** DHS' contracts for emergency stabilization bed sites, de-density hotels, and isolation hotels were renewed in November 2020 and expire at the end of Fiscal 2021. Depending on the status of the COVID-19 pandemic, these contracts will likely need to be renewed before Fiscal 2022 in order for DHS to continue to follow COVID-19 safety guidelines. This is particularly important for emergency stabilization bed sites, which providers have stated are effective in addressing street homelessness. DHS' Fiscal 2021 COVID-19 expenditures eligible for FEMA reimbursement total approximately $329.4 million through February 2021. An additional $127 million in CARES ESG funding was budgeted in the Fiscal 2021 Adopted Budget and $6.5 million in CARES ESG funding was budgeted in the November Plan.
- **Indirect Cost Rate Initiative.** The November 2019 Plan added $14.5 million to DHS' Fiscal 2021 Budget to cover the full cost of contract indirect rates for health and human services providers at DHS. The Indirect Rate Cost Initiative standardizes cost definitions, indirect rate cost calculations, and indirect cost rate claiming policies for health and human services contracts. The $14.5 million was an estimate of reimbursements which would be requested based on survey results from DHS contracted community-based organizations (CBOs). The Fiscal 2021 Adopted Budget cut DHS' Indirect Rate funding by $5.4 million in Fiscal 2021 and the outyears. The Fiscal 2022 Preliminary Budget does not restore this cut.
- **WiFi in Shelters.** In partnership with DoITT, DHS entered into a $13 million contract to provide WiFi to 10,500 shelter apartments. This is an effort to provide reliable internet access to children in homeless shelters who require internet service for online schooling. DHS reports that installations are two-thirds complete and they aim to complete the WiFi installation by this summer. However, in a January 2021 New York Times article, providers stated the cost is too high and the pace of the installation is too slow.[2] Some providers have installed access points in hallways to allow clients to access the internet rather than wait for the City to install WiFi access in the apartments.
- **Shelter Security and NYPD Transfer.** As part of the Fiscal 2021 Adopted Budget, the NYPD is no longer involved in DHS' outreach and shelter services. Due to this change, $4.5 million was shifted from NYPD to DHS to support services for New Yorkers experiencing homelessness, as were 25 budgeted positions for outreach nurses and security management. This change included eliminating the NYPD's role in DHS' Joint Command Center, discontinuing the NYPD Subway Diversion program, and transferring shelter security supervisors, previously NYPD employees, to DHS. In the Fiscal 2022 Preliminary Budget, DHS' shelter security budget totals $206 million and has a full-time headcount of 588.

COVID-19

In March 2020, the number of confirmed COVID-19 cases accelerated rapidly, leading to a citywide shutdown of nonessential businesses and services. The resulting economic fallout left

[2] https://www.nytimes.com/2021/01/25/nyregion/wifi-home-shelters.html

budget shortfalls for New York City and the Department of Homeless Services. The impact of COVID-19 among sheltered and unsheltered New Yorkers has been severe. Detailed below are an overview of federal funding and changes to DHS' funding and programs related to the COVID-19 pandemic.

Federal Funding: FEMA and CARES Funding

DHS COVID-19 FEMA Funding. To date in Fiscal 2021, DHS has recognized $329 million in FEMA COVID-19 funding. These expenditures include funding for stabilization bed provider costs, density reduction provider costs, nurse contracts, as well as COVID-19 hotels, including de-density, isolation, and stabilization bed sites. The federal government previously reimbursed FEMA eligible COVID-19 expenditures by 75 percent. However, in February 2021, the federal government increased the reimbursement rate to 100 percent, retroactive to the beginning of the COVID-19 pandemic.

DHS CARES Emergency Solutions Grant (ESG) Funding. As part of the CARES Act, the City received a $473 million formula-funded Emergency Solutions Grant (ESG) to assist homeless individuals and families living on the street. The City's Fiscal 2021 Adopted Budget allocated $127 million and the November Plan allocated $6.5 million thereof to cover COVID-19 related expenses not eligible for FEMA reimbursement and to fund the City's 25 percent share for FEMA eligible expenses. Not only does DHS still have $339.5 million of CARES ESG still available for use through September 2023, but, given the new FEMA reimbursement guidelines and their retroactive effect, a portion of what the City previously allocated will be reimbursed and thus available for expenditures that are not eligible for FEMA reimbursement.

DHS COVID-19 Hotel Sites

Fiscal 2021 spending recognized for COVID-19 hotel rent costs, including de-densify hotels, isolation hotels, and stabilization bed sites total $246.6 million, all funded through federal FEMA funding.

- **De-Densify Hotels.** On April 3rd, 2020, DHS began their de-densify strategy to reduce the number of clients above 70 years old in traditional shelter and to reduce the shelter population in high-risk dormitory shelter settings. DHS' first priority was to isolate shelter clients over the age of 70 years old, followed by single adults in congregate shelter. DHS has continued this policy over the course of the COVID-19 pandemic and expanded their de-densify and isolation hotel portfolio to meet the needs of clients. As of February 8, 2021, DHS reported four senior hotel sites and 59 density reduction hotel sites.
- **Isolation Hotels**. As of March 2020, DHS' policy is to isolate individuals who test positive or are exhibiting symptoms in hotel-based shelter with additional medical services. Transportation to isolation sites is provided for clients and clients return to their shelter site after symptoms improve. As of February 8, 2021, DHS is operating four isolation hotel sites.
- **Stabilization Beds.** Stabilization beds are low-barrier to entry single-occupancy rooms in buildings or hotels across the City, which provide fewer supportive services to clients. In Fiscal 2021, DHS brought 541 emergency stabilization beds online at seven sites. In total, as of February 2, 2021, DHS has opened a total of 1,051 new emergency stabilization beds at 17 sites. A total of 1,498 stabilization beds at 21 sites are projected to be open by the end of February 2021. There are currently 27 stabilization bed sites city-wide.

Safe Havens

Safe Havens are transitional housing options which provide overnight beds and supportive services to clients. In Fiscal 2021, DHS brought online 138 new Safe Haven beds at two sites, for a total of 230 new beds opened to date as a part of the Mayor's Journey Home Street Homelessness Plan. A total of 519 new Journey Home Safe Haven beds at 12 sites are projected to be open by the beginning of Fiscal 2022. There are currently 20 safe haven sites city-wide and the Fiscal 2022 Preliminary Budget budgets $57.8 million for the program.

COVID-19 Testing

DHS relies on the City's community COVID-19 testing program for symptomatic clients, and provides on-site testing shelters on a rotating schedule. A total of 2,711 DHS clients have tested positive for COVID-19 since March 2020, with 931 testing positive since December 2020. As shown on the chart below, the number of DHS clients to test positive for COVID-19 has increased significantly in 2021.

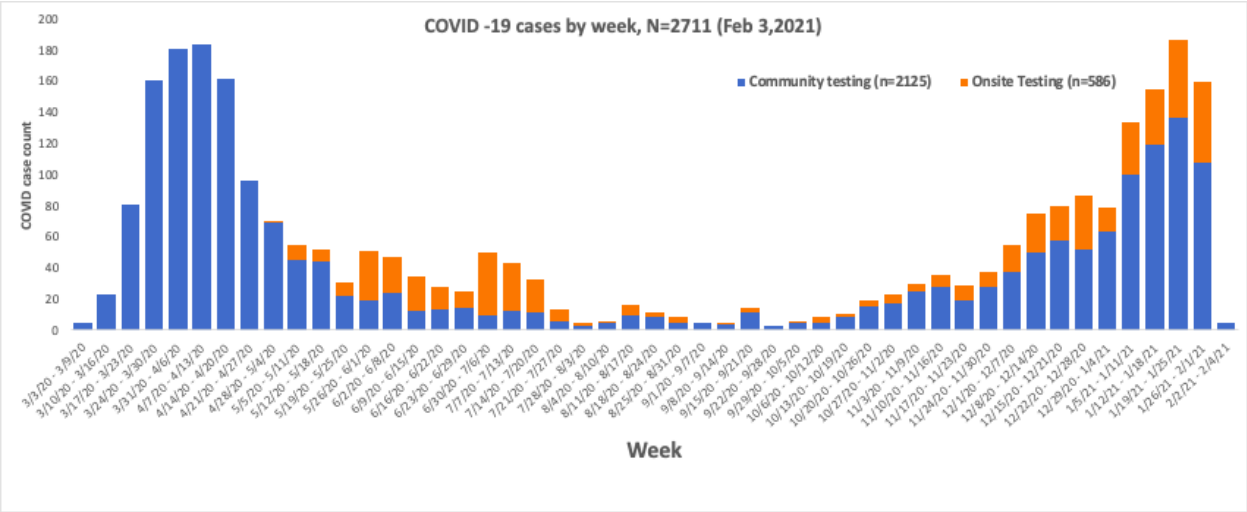

Source: Department of Social Services

COVID-19 Vaccinations

DHS relies on the City's COVID-19 vaccine distribution program to vaccinate clients and staff. Additionally, DSS has set up one vaccine hub in a shelter to supplement the citywide effort. DHS plans to establish additional vaccination hubs or a mobile effort, similar to COVID-19 testing, when vaccine availability increases. As of January 20, 2021, the DSS vaccine hub has vaccinated 890 staff and 430 clients.

Eviction Moratorium and Rental Arrears

On December 28, 2020, Governor Cuomo signed the COVID-19 Emergency Eviction and Foreclosure Prevention Act of 2020. The Act places a moratorium on residential evictions until May 1, 2021, for tenants who have endured COVID-related hardship. Tenants must submit a hardship declaration, or a document explaining the source of the hardship, to prevent their eviction. Landlords may nevertheless evict tenants who are creating safety or health hazards for other tenants, as well as tenants who do not submit hardship declarations.

DSS continues to provide rental arrears to clients who are behind on rent payments. As of November 2020, DSS had 16,256 rental arrears cases in Fiscal 2021, with an average amount paid

per case of $4,666. The program is funded through the DSS/HRA budget. For more details on the rental arrears program, please refer to HRA's Fiscal 2022 Preliminary Budget Report.

The DHS shelter population has dipped significantly since the beginning of the COVID-19 pandemic, from approximately 59,000 individuals in February 2020 to approximately 54,000 individuals in February 2021. This is largely due to the eviction moratoria, both state and federal, that have kept people housed, and the continued work of DHS to provide rental arrears and vouchers for affordable housing to clients.

CityFHEPS Program Changes

CityFHEPS provides ongoing rental assistance and is available to clients who are in shelter or to some individuals facing eviction. The program is funded through the DSS/HRA budget. For more details on the CityFHEPS program, please refer to HRA's Fiscal 2022 Preliminary Budget Report.

Due to the COVID-19 pandemic, DSS has made several changes to the program including:

- Clients whose eligibility is based on employment will still be eligible for the CityFHEPS program, even if they have reduced or lost work during the pandemic;
- DSS will automatically reissue City FHEPS shopping letters as they expire such that Clients do not need to reapply;
- DSS has created a virtual viewing and walk-through process for apartment inspections;
- DSS allows clients to view apartments virtually; and
- HRA continues to process and issue rental assistance checks.

Despite the changes to the CityFHEPS program, the rate of shelter exits decreased in Fiscal 2021 for both subsidized and unsubsidized exits. According to the DHS Monitor's Report, submitted to the City Council with each financial plan, total DHS exits over the first five months of the Fiscal Year decreased from 7,535 in Fiscal 2020 to 5,580 in Fiscal 2021, or by 1,955 individuals. Total subsidized exits decreased from 5,213 to 3,912, or by 1,301 individuals, over the same period.

DHS' Shelter System

Right to Shelter Mandate

In the 1979 landmark case of *Callahan vs. Carey,* a class action lawsuit against the State and City, the New York State Supreme Court established that a right to shelter exists under Article XVII of the State Constitution and ordered the City and State to provide temporary emergency shelter for all homeless men who request it.[3] A right to shelter was subsequently recognized and extended to homeless women in 1983 by *Eldredge v. Koch*,[4] and to families in 1984 by *McCain v. Koch.*[5] While single adults do not have to meet any eligibility criteria to be granted temporary emergency housing, families must apply and be deemed eligible by DHS in order to enter the shelter system.[6]

[3] Decision, Index No. 42582/79 (N.Y. Sup. Ct. N.Y. Co. Aug. 26, 1981).
[4] 459 N.Y.S.2d 960 (N.Y. Sup. Ct. 1983).
[5] 484 N.Y.S.2d 985 (N.Y. Sup. Ct. 1984).
[6] Stipulated Final Judgement, Index No. 402295/08 (N.Y. Sup. Ct. N.Y. Co. Sept. 17, 2008).

Current State of Homelessness in New York City

The population of homeless individuals living in the New York City shelter system reached an all-time high in January 2019 of 61,000 individuals, while the total population of children peaked on December 14, 2014 at 25,490, and the total adult population peaked on January 30, 2019 at 38,838. The shelter census had increased steadily since 2011 when the Advantage Program, which provided rental assistance to homeless families and adults, was defunded. However, in February 2020, the shelter census was approximately 59,000, signaling a stabilization in the shelter population between 58,000 and 60,000. This is due to several factors including the introduction of the Special One Time Assistance (SOTA) program, continued use of rental vouchers, and the offer of free legal representation or consultation to tenants facing eviction in housing court.

Since the beginning of the COVID-19 pandemic and the first eviction moratorium, the shelter census has dropped by approximately 7,000 people to 52,000. According to the PMMR, during the first four months of Fiscal 2021 the average number of families with children and adult families in shelter per day declined by approximately 14 percent compared to the same time period in Fiscal 2020. While the number of families with children was trending down pre-COVID-19, the primary cause of this reduction was the COVID-19 eviction moratorium. At the same time, the average number of single adults in shelters per day increased by 8.8 percent, primarily due to increases in length of stay and fewer housing placements during the COVID-19 pandemic.

Additionally, PMMR data on shelter exits shows a decline in Fiscal 2021. When comparing the first four months of Fiscal 2021 to the same time period in Fiscal 2020, exits from shelter to permanent housing decreased significantly in both the families with children shelter system, by 13.5 percent, and the single adult shelter system, by 37.4 percent, while remaining relatively flat in the adult family shelter system. This is likely due to the COVID-19 pandemic and the challenges to finding permanent housing in New York City.

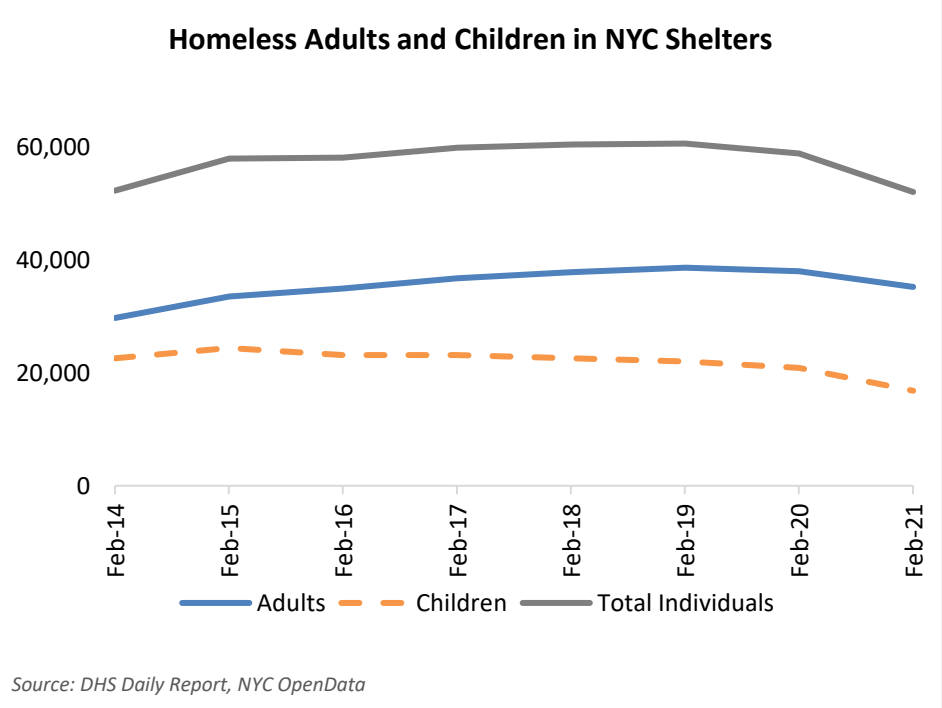

On February 26, 2021 there were 52,077 homeless individuals in the City's shelters, which included 9,628 homeless families with children, 1,925 homeless adult families, 16,843 homeless children, and 18,453 single men and women. Families comprise approximately 80 percent of the homeless shelter population.

Shelter Portfolio

According to a report sent to the Council by DHS on February 25, 2021, as of November 30, 2020 the City had shelters in 449 buildings, excluding safe havens. The total count is representative of the number of buildings, and not the number of contracts, providers, or programs. The annual cost of commercial hotel contracts used for shelter is $472 million for Fiscal 2022 and the cost of shelter site contracts is $1.3 billion for Fiscal 2022. Notably, the PMMR does not report any shelter vacancy rates, shelter facility counts, or information on costs per facility type. These are vital efficacy and performance metrics that should be included in the PMMR, especially given City spending on hotels. The table on the following page breaks this count out by type of shelter facility in each borough.

COVID-19 Shelter Portfolio

The number of contracted hotel buildings increased from 83 in Fiscal 2020 to 132 in Fiscal 2021. This is primarily due to DHS' de-densify and isolation hotel plan which began on April 3, 2020 in an effort to protect clients from COVID-19. DHS has brought online four isolation hotels for clients who test positive or exhibit COVID-19 symptoms, four hotels for clients who are seniors, and 55 hotels to de-densify the congregate shelter facilities in accordance with the Office of Temporary and Disability Assistance (OTDA) guidance.

DHS Buildings as of 11/30/2020						
	Building Count by Borough					
Shelter Type	Bronx	Brooklyn	Manhattan	Queens	Staten Island	Total
Single Adult Shelter	22	32	36	10	0	**100**
Single Adult Commercial Hotel Shelter	5	30	33	28	0	**96**
Single Adult Subtotal	27	62	69	38	0	**196**
Adult Family Shelter	7	4	2	3	0	**16**
Adult Family Commercial Hotel Shelter	0	0	0	2	0	**2**
Adult Family Subtotal	8	4	4	5	0	**18**
Families with Children Shelter	73	51	30	18	1	**173**
Families with Children Commercial Hotel Shelter	1	6	13	14	0	**34**
Families with Children Cluster	25	0	3	0	0	**28**
Families with Children Subtotal	99	57	46	32	1	**235**
Total	**133**	**123**	**117**	**75**	**1**	**449**

Source: DHS

Street Homelessness – Outreach, Drop-in, and Reception Services

While most of New York City's homeless shelter population consists of families with children, the people most easily identified as homeless are those who have fallen through every safety net and live on the street. On January 27, 2020, there were an estimated 3,857 unsheltered individuals on streets and subways in New York City.[7] This is an increase of 7 percent compared to the 2019 count which identified 3,585 street homeless individuals. Studies show that the large majority of street homeless New Yorkers are people living with mental illness or other severe health problems.

[7] DHS, NYC HOPE 2020 Results, *see:* https://www1.nyc.gov/assets/dhs/downloads/pdf/hope-2020-results.pdf

The table on the next page tracks the Homeless Outreach Population Estimate (HOPE) count results over the past five years. This annual count, mandated by HUD, is conducted across the City by canvassers to estimate the number of homeless people sleeping in public places such as streets, parks, and subways on a single winter night. The results of the 2021 HOPE count, which happened in January 2021, are expected to be released later this year.

HOPE Count Results[8]

Location	2016	2017	2018	2019	2020	% Change 2019-2020
Date	2/8/2016	2/6/2017	1/22/2018	1/28/2019	1/27/2020	
Temperature in Fahrenheit	28°	40°	37°	28°	40°	
Surface Areas Broken Out by Borough						
Manhattan	813	1,220	1,160	826	1,283	55%
Bronx	43	255	119	115	231	101%
Brooklyn	210	363	337	237	400	69%
Queens	110	199	220	175	218	25%
Staten Island	45	43	68	54	55	2%
Surface Areas Subtotal	1,221	2,080	1,904	1,407	2,187	55%
Subways	1,573	1,812	1,771	2,178	1,670	(23%)
Total Individuals	**2,794**	**3,892**	**3,675**	**3,585**	**3,857**	7%

It is important to note that, for years, advocates have been citing concerns related to the efficacy of the HOPE Count methodology arguing that it does not adjust for annual fluctuations in the weather, volunteer training methods, or the sheer number of volunteers. Additionally, street homeless population levels fluctuate throughout the calendar year. The Administration claimed warmer weather during the 2017 HOPE count was the reason why more people were on the streets compared to the count conducted the prior year and advocates felt that the 2017 estimates were more realistic compared to other years. The increase in 2020 may be attributed, at least in part, to warmer temperatures. Additionally, there were 55 percent more people in surface areas and 23 percent less people in subways.

The Department's outreach programs target individuals who appear to be living in public spaces. Since these homeless individuals often resist participating in service programs, the key objective of outreach is to persuade them to leave spaces where they are at risk and to access services. DHS operates citywide outreach teams, has service providers in all five boroughs, and works with a network of shelters, drop-in centers, reception centers, faith-based shelters, soup kitchens, and food pantries.

Street homeless spending has increased steadily since it almost tripled in Fiscal 2015, while the census of street homeless individuals has not significantly declined. The Fiscal 2022 Preliminary Budget for this program area totals $118.4 million. Increased investments in the HOME-STAT program removed 2,849 individuals from the streets in 2018 and 2,753 in 2019. The program includes proactive canvassing, outreach, case management, and an integrated data management system that stores the history and information of each individual street homeless client by name.

[8] DHS, NYC HOPE 2019 Results, *see:* https://www1.nyc.gov/assets/dhs/downloads/pdf/hope-2019-results.pdf; HOPE The NYC Street Survey 2017 Results, *see*: https://www1.nyc.gov/assets/dhs/downloads/pdf/hope-2017-results.pdf; and DHS, HOPE The NYC Street Survey 2017 Results, *see*: http://www.nychomeless.com/downloads/pdf/Latest_News/HOPE_2015_Presentation-07242015.pdf.

StreetSmart, the citywide confidential data-sharing platform, provides street outreach workers with critical information on clients.

DHS Historical Spending

As indicated by the table below, the DHS budget has more than doubled in the past ten years going from actual expenditures of $795 million in Fiscal 2010 to projects spending of $2.4 billion in Fiscal 2021 and $2.1 billion in Fiscal 2022. The increase is due to shelter expansion, increased contract costs, and increased investment in street homelessness, including outreach, safe-havens, and drop-in centers.

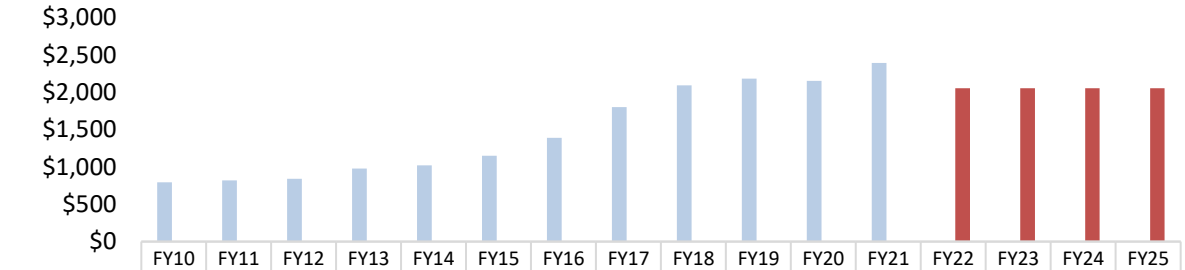

	FY10	FY11	FY12	FY13	FY14	FY15	FY16	FY17	FY18	FY19	FY20	FY21	FY22	FY23	FY24	FY25
Actual	$795	$821	$842	$977	$1,02	$1,15	$1,39	$1,80	$2,09	$2,18	$2,15	$2,39				
FY22 Prelim													$2,05	$2,05	$2,05	$2,05

** FY21 is Adopted vs. Current Modified*
Dollars in Millions
Source: Comptroller's Comprehensive Annual Financial Report, Fiscal 2022

Contract Budget

DHS' Contract Budget for Fiscal 2022 totals $1.8 billion or 89 percent of DHS' total budget of $2.1 billion. DHS' Fiscal 2022 Preliminary Budget includes 575 contracts. The majority of DHS' Contract Budget represents contracted adult and family shelter services with providers, with a combined total of $1.76 billion, or 97 percent of the Fiscal 2022 Contract Budget. Of the 575 contracts in Fiscal 2022, 282 are for Homeless Family Services and 143 are for Homeless Individual Services. DHS has eight contracts for Security Services totaling $32.2 million in Fiscal 2022. See appendices for the DHS Contract Budget broken out by contract category on page 23 of this report.

Council Initiatives

In Fiscal 2021, the Council allocated $1.35 million to the Children and Families in the NYC Homeless System initiative to support a variety of program. Funding is allocated to six organizations: Bronx Works, CAMBA, Henry Street Settlement, Homeless Services United, Project Hospitality, and Women in Need. These organizations provide innovative, specialized services to children and families in homeless shelters that incorporate trauma-informed care, evidence-based practices, aftercare programs, comprehensive case management, and other strategies to prevent child maltreatment in high-risk cases. It is important to note, the Council also supports a Citywide Homeless Prevention Fund initiative, which is contracted through HRA.

PMMR

The Mayor's Management Report (MMR), which is mandated by the City Charter, serves as a public account of the performance of City agencies, measuring whether they are delivering

services efficiently, effectively and expeditiously. The MMR is released twice a year. The PMMR provides an early update of how the City is performing four months into each fiscal year.
DHS' PMMR report does not provide a comprehensive analysis of costs associated with providing shelter. The only measures associated with cost is the cost per day for single adult and family facilities. However, this measure does not report on the type of shelter facility, a particularly important detail when considering the City's reliance on hotel shelters. Further, while the report provides the number of subsidized and unsubsidized exits by shelter type, it does not provide details on the program clients utilize to exit shelter. Clients utilize various programs, such as Section 8 vouchers, the special one-time assistance program (SOTA), and the CityFHEPS program. The PMMR should provide details on each program in order to demonstrate the effectiveness and shortcomings of voucher programs for clients in shelter.

In future years, the PMMR should also report the number of units with WiFi access, by shelter type and population. The COVID-19 pandemic highlighted the need for reliable access to internet in shelter, particularly in shelter for families with children. To meet this need, DHS aims to install WiFi in 10,500 shelter apartments by the summer of 2021. This is a vitally important resource for DHS clients, especially as students are attending school online and need access to reliable internet connection.

Serious Incidents in Shelter

The PMMR reports the number of serious incidents and serious violent incidents by type of shelter system. However, the PMMR does not provide a clear explanation of a serious incident compared to a serious violent incident. These metrics are monitored and reported because of concerns with security and crimes in shelters. To more effectively convey this information, the PMMR should report the number of incidents in absolute terms as opposed to the number of incidents per 1,000 residents. This rate is not indicative of the total trend of incidents that occur at shelters.

Serious incidents include COVID-19 related incidents, such as clients diagnosed or exposed to COVID-19. This is likely why the number of serious incidents increased in the single adult and families with children shelter systems over the first four months of Fiscal 2021 compared to the same time period in Fiscal 2020. Serious incidents decreased in the adult family shelter system.

When comparing the first four months of Fiscal 2021 to the same time period in Fiscal 2020, serious violent incidents decreased in both the adult family and families with children shelter system and remained relatively flat in the single adult shelter system.

HOME-STAT Placements

When comparing the first four months of Fiscal 2021 to the same time period in Fiscal 2020, the number of HOME-STAT clients placed into permanent housing, transitional housing, and other settings has increased by 666. In 2020, the City moved 5,909 people from the streets into transitional programs or permanent housing. This is a result of the continued developments of the HOME-STAT model and progress made by outreach staff through sustained engagement with clients living on the street. HOME-STAT reports on a daily, monthly, and quarterly basis on the HOME-STAT website.[9]

[9] NYC Mayor's Office of Operations, HOME-STAT, *see*: https://www1.nyc.gov/site/operations/projects/HomeStat.page.

Capital Plan Overview

The Capital Budget provides the required appropriations for Fiscal 2022 and planned appropriations for the subsequent three-year capital program. Appropriations represent the legal authority to spend capital dollars and are what the Council votes on at budget adoption. The Commitment Plan, which is a five-year spending plan, is the plan to spend those appropriations. The Capital Budget is significantly less than the Capital Commitment Plan because it does not include the current appropriations for Fiscal 2021 or the amount of funding that may be re-appropriated or rolled into Fiscal 2022 in the Executive or Adopted Budget.

As shown in the chart below, DHS' Fiscal 2022 Preliminary Capital Budget includes $237 million in Fiscal 2022-2025. This represents less than one percent of the City's total $53.6 billion Capital Budget for 2022-2025. Available appropriations for Fiscal 2021 total $192.2 million. This includes $190.7 million in reauthorized prior appropriations and $1.5 million in authorized Fiscal 2021 appropriations. As discussed below, is it highly unlikely that DHS will use all of its capital funding this year. DHS will likely roll much of the $192.2 million into Fiscal 2022 in the Executive Capital Budget for DHS.

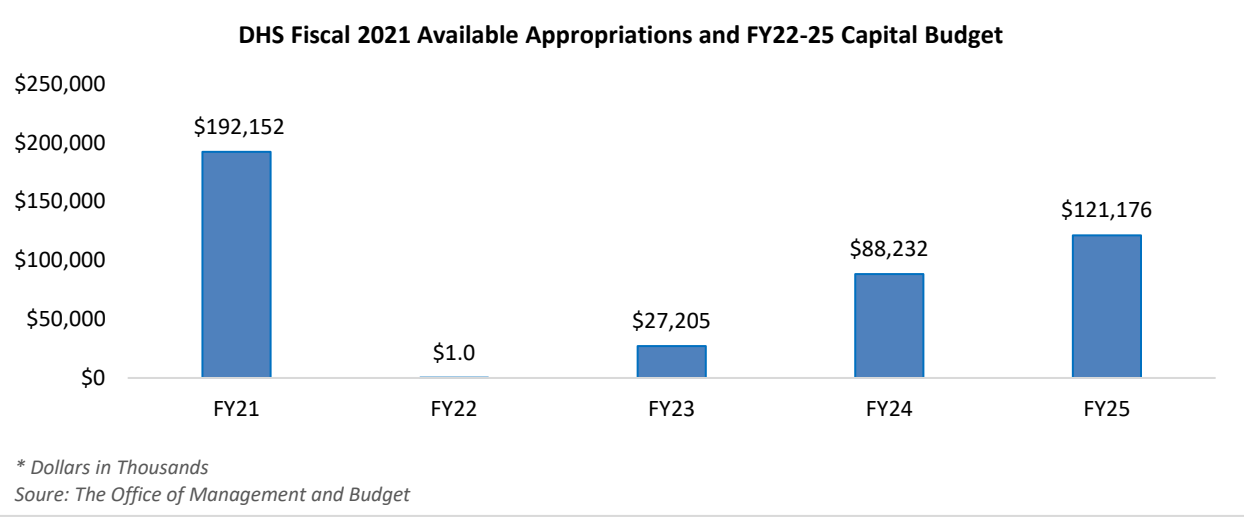

Preliminary Capital Commitment Plan for Fiscal 2021-2025

The Department's Preliminary Commitment Plan includes $425.5 million in Fiscal 2021-2025. This represents less than one percent of the City's total $84.1 billion Preliminary Commitment Plan. The Preliminary Commitment Plan for the Department for Fiscal 2021-2025 has decreased by $67.4 million or approximately 14 percent, when compared to the Department's Adopted Commitment Plan.

DHS FY21-FY25 Capital Commitment Plan: Adopted vs. Preliminary Budget

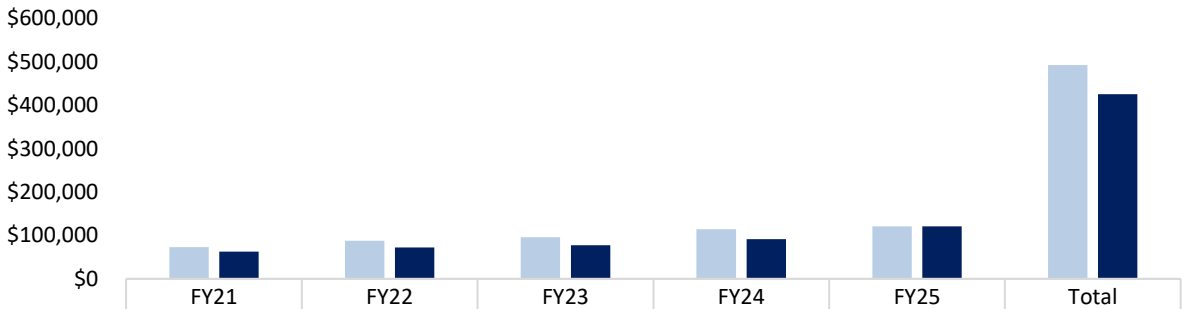

	FY21	FY22	FY23	FY24	FY25	Total
Adopted	$73,144	$88,063	$96,018	$114,509	$121,176	$492,910
Prelim	$63,126	$72,181	$77,425	$91,607	$121,176	$425,515

** Dollars in Thousands*
Source: The Office of Management and Budget, Preliminary Capital Budget Fiscal Year 2022

The Preliminary Commitment Plan lowered DHS' planned commitments for Fiscal 2021 to $63.1 million from $73.1 million, a decrease of $10 million. The chart below displays the Department's level of planned commitments in each year from Fiscal 2017 through Fiscal 2020 as of each Executive Financial Plan, the final actual value of commitments, and the annual capital commitment rate.[10] In Fiscal 2020, DHS committed just 19 percent of its planned commitments, or $11 million. This is largely caused by the Governor's PAUSE Order discontinuing most city capital projects in March 2020. Since March 2020, all of DHS' active projects have been on hold except for those for essential projects related to COVID-19 health and safety or legal mandates. Therefore, it is expected that DHS will not meet all of its commitment targets in Fiscal 2021.

DHS Capital Commitment Rate

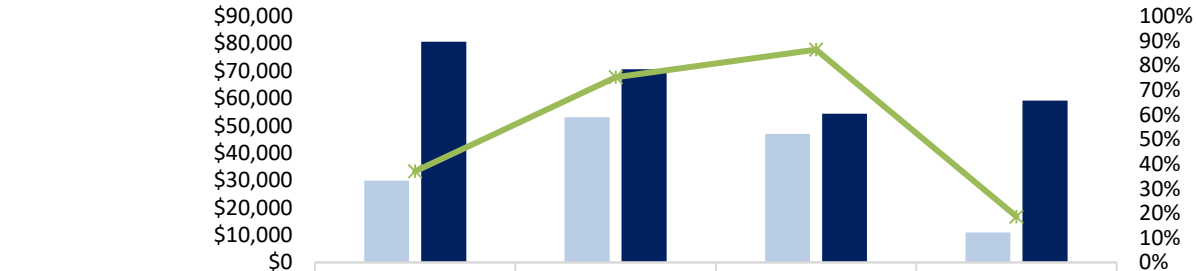

	FY17	FY18	FY19	FY20
Actual Commitments	$29,866	$53,084	$46,964	$11,008
Exec Plan Commitments	$80,635	$70,580	$54,357	$59,174
Commitment Rate	37%	75%	86%	19%

**Dollars in Thousands*
Source: The Office of Management and Budget

[10] Appropriations for Fiscal 2020 are calculated by summing the available appropriations listed in the commitment plan with actual commitments to-date. Because commitments to-date excludes inter-fund agreements (IFA), this figure may be slightly lower than the total appropriations for Fiscal 2020. In addition, a very small portion of the difference between appropriations and planned commitments are necessary to fund IFA, which are excluded from this planned commitments figure.

DHS' capital budget is mainly used to repair and maintain DHS' shelters and other facilities. DHS' capital projects can be categorized into projects at shelters for homeless individuals, projects at shelters for homeless families, purchase and maintenance of equipment, purchase and maintenance of vehicles, and discretionary programs. About 66 percent of the capital budget goes towards maintaining single adult shelters and 22 percent of the budget funds the maintenance of family shelters. The capital budget is small relative to the agency's expense budget because DHS programs are largely operated by CBOs in privately owned facilities.

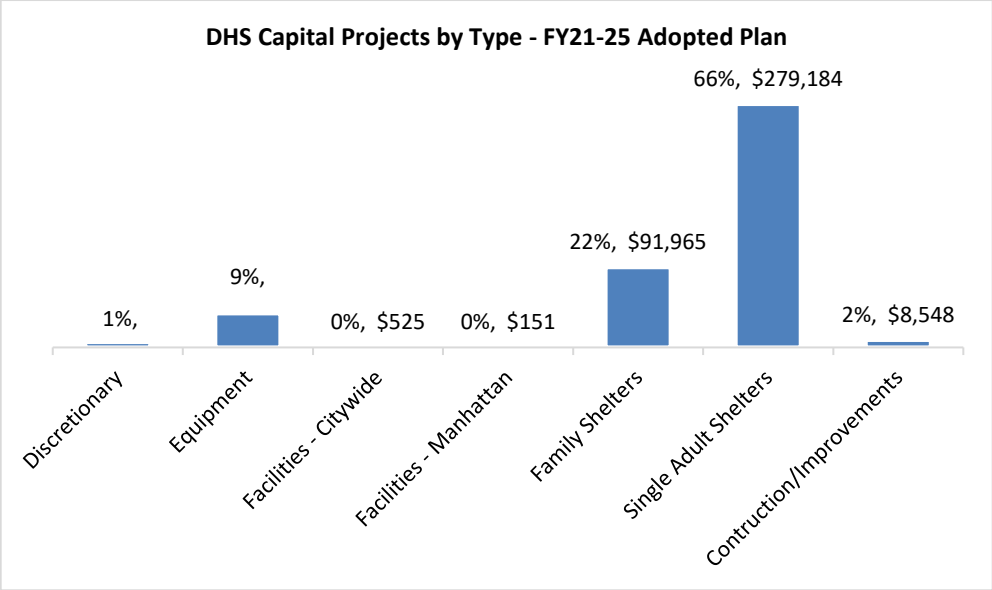

**Dollars in Thousands*
Source: The Office of Management and Budget

Fiscal 2022 Preliminary Capital Commitment Plan Highlights

Most of DHS' capital projects are managed by the Department of Design and Construction (DDC). DHS allocates funding to address critical needs, reconstruction, and improvements at shelter facilities serving families and single adults.

Critical Needs at Shelter Facilities. DHS allocated $170 million over the four years of the commitment plan to address critical needs, reconstruction, and improvements at shelter facilities serving families and single adults. Projects include elevator replacement, roof replacement, floor replacement, bathroom upgrades, and boiler replacement.

- **Fire Safety Needs at Shelter Facilities.** DHS allocated $52.2 million over the four years of the commitment plan to be used to upgrade fire alarm systems and other fire safety requirements at various shelter facilities. The largest projects related to fire safety are in Bellevue Men's Residence, Pamoja House, Atlantic Armory, and Fannie Barnes.
- **Bellevue Men's Residence.** DHS allocated $96.9 million over the four years of the commitment plan to be used to renovate the shelter. The shelter is the largest in the City and renovations include a Roof/Façade project, Basement Reconstruction, Bathroom Reconstruction, and Fire Safety improvements. Most of these projects are managed by the Department of Design and Construction (DDC).

    - **Roof/Façade.** The roof accounts for 30 percent of this project and is currently under construction, while the façade accounts for 70 percent of the project. DHS expects the entire project to be complete by Fiscal 2024.
    - **Bathroom Reconstruction.** This project is currently in the design phase, which typically lasts between six and twelve months. DHS expects the registration for this project to be complete by Fiscal 2025.
    - **Fire Safety Improvements.** This project is to replace the sprinkler system at Bellevue Men's Residence. DHS expects the registration for this project to be complete by Fiscal 2022 and the project to be complete by Fiscal 2024.
- **Atlantic Armory Fire Safety.** DHS previously expected this project to be complete by Fiscal 2021. However, it is now expected to be complete by Fiscal 2024.
- **Fort Washington Armory.** In total $20.8 million is allocated to replace the roof, boiler, pump, and piping at the Fort Washington Armory.

CCTV Cameras in Shelters. DHS allocated $4.4 million to purchasing equipment and installing cameras at shelters. Of this, $3.4 million will be used to purchase equipment, hardware, and software at CCTV sites.

Appendices

A. Budget Actions in the November and Preliminary Plans

	FY21			FY22		
	City	Non-City	Total	City	Non-City	Total
DHS Budget as of the Adopted FY21 Budget	**$1,127,517**	**$932,288**	**$2,059,805**	**$1,250,043**	**$804,988**	**$2,055,031**
November Plan Savings						
Hiring Freeze	($982)		($982)	($1,310)		($1,310)
Subtotal, Savings	**($982)**	**$0**	**($982)**	**($1,310)**	**$0**	**($1,310)**
November Plan Other Adjustments						
Citywide Discretionary Training Freeze	($70)	$0	($70)	$0	$0	$0
Citywide Wireless Services	0	0	0	(565)	0	(565)
IT Contract Savings	(33)	0	(33)	0	0	0
Managerial/OJ Furlough Savings	(366)	0	(366)	0	0	0
Vehicle Purchase Freeze	(308)	0	(308)	(342)	0	(342)
FY21 E201 Rev Mod	0	290	290	0	0	0
FY21 HMIS Rev	0	413	413	0	0	0
FY21 HUD Rev Grant	0	569	569	0	0	0
FY21 Rev ESG 8910	0	1,342	1,342	0	0	0
HANYC FEMA	0	176,241	176,241	0	0	0
TO PUT UP FY21 REV MOD FOR ESG	0	5,186	5,186	0	0	0
Vehicle Purchase Freeze	0	(247)	(247)	0	(267)	(267)
Subtotal, Other Adjustments	**($777)**	**$183,794**	**$183,017**	**($907)**	**($267)**	**($1,174)**
FY22 Prelim Plan Savings						
Hiring and Attrition Management	($1,547)		($1,547)	($1,547)		($1,547)
Subtotal, Savings	**($1,547)**	**$0**	**($1,547)**	**($1,547)**	**$0**	**($1,547)**
FY22 Preliminary Plan Other Adjustments						
Citywide Wireless Services	($33)	$0	($33)	$0	$0	$0
FY21 9205 FJC Mod	0	0	0	0	0	0
FY21 9470 Body Cameras	0	0	0	0	0	0
FY21 9540 FJC Mod	0	0	0	0	0	0
FY21 HANYC FEMA 2	0	70,361	70,361	0	0	0
FY21 HMIS Rev2	0	560	560	0	0	0
FY21 HomeSTAT Mod BC 9457	0	0	0	0	0	0
FY21 Invoices FY20	0	0	0	0	0	0
FY21 ITS 20 Accruals	0	0	0	0	0	0
FY21 OCM Meltwater	0	0	0	0	0	0
FY21 Reasonable Acc. Mod 2	0	0	0	0	0	0
FY21FEMA2		82,830	82,830	0	0	0
FY21potpsmod1	0	0	0	0	0	0
Office Supplies Spending	(75)	0	(75)	0	0	0
Printing Reduction	(8)	0	(8)	0	0	0
Subtotal, Other Adjustments	**($116)**	**$153,751**	**$153,635**	**$0**	**$0**	**$0**
TOTAL, All Changes	**($3,422)**	**$337,545**	**$334,123**	**($3,764)**	**($267)**	**($4,031)**
DHS Budget as of the Preliminary FY22 Budget	**$1,124,945**	**$1,268,985**	**$2,393,930**	**$1,248,678**	**$803,871**	**$2,052,549**

B. DHS Contract Budget

DHS FY21 Preliminary Contract Budget
Dollars in Thousands

Category	FY21 Adopted	Number of Contracts	FY22 Preliminary	Number of Contracts
Cleaning Services	$9,677	4	$9,677	4
Contractual Services - General	585	48	725	49
Data Processing Equip Maintenance	0	0		0
Educ. and Rec. Expenditures for Youth Programs	50	1	50	1
Homeless Family Services	1,054,709	288	1,057,123	282
Homeless Individual Services	701,965	143	701,040	143
Maintenance and Repairs - General	10,992	32	10,992	32
Maintenance and Repairs - Motor Vehicle Equip	9	2	9	2
Office Equipment Maintenance	26	8	26	8
Printing Services	168	7	168	7
Prof. Services - Accounting Services	386	2	386	2
Prof. Services - Computer Services	2,377	4	2,377	4
Prof. Services - Engineering and Architectural Services	438	2	438	2
Prof. Services - Legal Services	500	0	0	0
Prof. Services - Other	145	2	145	2
Security Services	32,203	8	32,203	8
Telecommunications Maintenance	15	3	15	3
Temporary Services	343	17	343	17
Training Program for City Employees	1,251	8	1,251	8
Transportation Services	3,905	1	3,905	1
TOTAL	**$1,842,541**	**580**	**$1,857,701**	**575**

C. DHS Program Budgets

Adult Shelter Administration and Support

Adult Shelter Administration and Support *Dollars in Thousands*	FY19 Actual	FY20 Actual	FY21 Adopted	Preliminary Plan FY21	Preliminary Plan FY22	*Difference FY21-FY22
Spending						
Personal Services						
Full-Time Salaried - Civilian	$8,238	$7,042	$9,730	$9,670	$9,731	$1
Other Salaried and Unsalaried	0	0	5	5	5	0
Additional Gross Pay	334	166	217	217	217	0
Overtime - Civilian	331	204	282	282	282	0
Fringe Benefits	1	1	0	0	0	0
Subtotal	**$8,904**	**$7,413**	**$10,235**	**$10,175**	**$10,236**	**$1**
Other Than Personal Services						
Property and Equipment	0	12	0	0	0	0
Contractual Services	2,663	2,511	0	2,316	0	0
Subtotal	**$2,663**	**$2,522**	**$0**	**$2,316**	**$0**	**$0**
TOTAL	**$11,567**	**$9,935**	**$10,235**	**$12,491**	**$10,236**	**$1**
Funding						
City Funds			$8,373	$8,314	$8,375	$1
State			4	4	4	0
Federal - Community Development			239	239	239	0
Federal - Other			1,618	3,934	1,618	0
TOTAL	**$0**	**$0**	**$10,235**	**$12,491**	**$10,236**	**$1**
Budgeted Headcount						
Full-Time Positions - Civilian	116	67	164	164	164	0
TOTAL	**116**	**67**	**164**	**164**	**164**	**0**

**The difference of Fiscal 2021 Adopted Budget compared to Fiscal 2022 Preliminary Budget.*

Adult Shelter Intake and Placement

Adult Shelter Intake and Placement *Dollars in Thousands*	FY19 Actual	FY20 Actual	FY21 Adopted	Preliminary Plan FY21	Preliminary Plan FY22	*Difference FY21-FY22
Spending						
Personal Services						
Full-Time Salaried - Civilian	$7,653	$7,416	$9,837	$9,834	$9,859	$21
Other Salaried and Unsalaried	0	0	0	0	0	0
Additional Gross Pay	612	732	543	543	543	0
Overtime - Civilian	1,694	2,019	1,452	1,452	1,452	0
Fringe Benefits	161	141	76	76	76	0
Subtotal	**$10,121**	**$10,308**	**$11,909**	**$11,905**	**$11,930**	**$21**
TOTAL	**$10,121**	**$10,308**	**$11,909**	**$11,905**	**$11,930**	**$21**
Funding						
City Funds			$11,243	$11,239	$11,264	$21
Federal - Other			666	666	666	0
TOTAL	**$0**	**$0**	**$11,909**	**$11,905**	**$11,930**	**$21**
Budgeted Headcount						
Full-Time Positions - Civilian	145	112	169	169	169	0
TOTAL	**183**	**112**	**169**	**169**	**169**	**0**

**The difference of Fiscal 2021 Adopted Budget compared to Fiscal 2022 Preliminary Budget.*

Adult Shelter Operations

Adult Shelter Operations *Dollars in Thousands*	FY19 Actual	FY20 Actual	FY21 Adopted	Preliminary Plan FY21	Preliminary Plan FY22	*Difference FY21-FY22
Spending						
Personal Services						
Full-Time Salaried - Civilian	$25,209	$24,466	$25,703	$25,664	$25,748	$45
Additional Gross Pay	2,161	2,347	1,205	1,205	1,205	0
Overtime - Civilian	4,708	5,139	838	838	838	0
Fringe Benefits	406	317	98	98	98	0
Subtotal	**$32,484**	**$32,269**	**$27,844**	**$27,806**	**$27,889**	**$45**
Other Than Personal Services						
Supplies and Materials	$7,838	$8,137	$7,461	$6,371	$7,461	$0
Fixed and Misc Charges	93	16	3	0	3	0
Property and Equipment	956	1,555	1,236	1,572	1,249	13
Other Services and Charges	12,668	10,337	13,937	11,899	13,895	(42)
Contractual Services	35,813	39,866	28,101	28,942	28,241	140
Contractual Services - Professional	3,065	2,803	194	1,469	194	0
Contractual Services - Social Services	674,225	730,604	577,501	593,668	577,346	(155)
Subtotal	**$734,659**	**$793,319**	**$628,433**	**$643,919**	**$628,389**	**($44)**
TOTAL	**$767,142**	**$825,588**	**$656,277**	**$671,725**	**$656,278**	**$1**
Funding						
City Funds			$448,986	$461,183	$575,987	$127,001
State			73,633	73,633	73,633	0
Federal - Other			132,807	136,058	5,807	(127,000)
Intra City			851	851	851	0
TOTAL	**$0**	**$0**	**$656,277**	**$671,725**	**$656,278**	**$1**
Budgeted Headcount						
Full-Time Positions - Civilian	495	566	493	493	493	0
TOTAL	**495**	**566**	**493**	**493**	**493**	**0**

**The difference of Fiscal 2021 Adopted Budget compared to Fiscal 2022 Preliminary Budget.*

Family Shelter Administration and Support

Family Shelter Administration and Support *Dollars in Thousands*	FY19 Actual	FY20 Actual	FY21 Adopted	Preliminary Plan FY21	Preliminary Plan FY22	*Difference FY21-FY22
Spending						
Personal Services						
Full-Time Salaried - Civilian	$10,611	$7,461	$8,198	$8,152	$8,201	$4
Other Salaried and Unsalaried	73	4	12	12	12	0
Additional Gross Pay	300	195	44	44	44	0
Overtime - Civilian	252	145	76	76	76	0
Fringe Benefits	0	0	0	0	0	0
Subtotal	**$11,235**	**$7,805**	**$8,330**	**$8,284**	**$8,334**	**$4**
Other Than Personal Services						
Other Services and Charges	$0	$0	$9,765	$8,974	$8,393	($1,372)
Subtotal	**$0**	**$0**	**$9,765**	**$8,974**	**$8,393**	**($1,372)**
TOTAL	**$11,235**	**$7,805**	**$18,095**	**$17,258**	**$16,726**	**($1,369)**
Funding						
City Funds			$12,131	$11,294	$10,762	($1,369)
State			43	43	43	0
Federal - Other			5,921	5,921	5,921	0
TOTAL	**$0**	**$0**	**$18,095**	**$17,258**	**$16,726**	**($1,369)**
Budgeted Headcount						
Full-Time Positions - Civilian	136	91	135	135	135	0
TOTAL	**136**	**91**	**135**	**135**	**135**	**0**

**The difference of Fiscal 2021 Adopted Budget compared to Fiscal 2022 Preliminary Budget.*

Family Shelter Intake and Placement

Family Shelter Intake and Placement *Dollars in Thousands*	FY19 Actual	FY20 Actual	FY21 Adopted	Preliminary Plan FY21	Preliminary Plan FY22	*Difference FY21-FY22
Spending						
Personal Services						
Full-Time Salaried - Civilian	$22,849	$27,113	$30,009	$28,052	$30,032	$22
Additional Gross Pay	2,262	2,304	1,503	1,503	1,503	0
Overtime - Civilian	2,643	3,196	582	2,482	582	0
Unsalaried	0	19	0	0	0	0
Fringe Benefits	111	97	0	0	0	0
Subtotal	**$27,864**	**$32,729**	**$32,095**	**$32,038**	**$32,117**	**$22**
TOTAL	**$27,864**	**$32,729**	**$32,095**	**$32,038**	**$32,117**	**$22**
Funding						
City Funds			$14,546	$14,489	$14,568	$22
State			119	119	119	0
Federal - Other			17,430	17,430	17,430	0
TOTAL	**$0**	**$0**	**$32,095**	**$32,038**	**$32,117**	**$22**
Budgeted Headcount						
Full-Time Positions - Civilian	398	478	467	467	467	0
TOTAL	**415**	**478**	**467**	**467**	**467**	**0**

**The difference of Fiscal 2021 Adopted Budget compared to Fiscal 2022 Preliminary Budget.*

Family Shelter Operations

Family Shelter Operations *Dollars in Thousands*	FY19 Actual	FY20 Actual	FY21 Adopted	Preliminary Plan FY21	Preliminary Plan FY22	*Difference FY21-FY22
Spending						
Personal Services						
Full-Time Salaried - Civilian	$9,857	$11,198	$15,378	$14,969	$15,389	$11
Additional Gross Pay	712	847	135	135	135	0
Overtime - Civilian	1,155	1,361	131	131	131	0
Fringe Benefits	85	85	5	5	5	0
Subtotal	**$11,808**	**$13,492**	**$15,650**	**$15,241**	**$15,661**	**$11**
Other Than Personal Services						
Supplies and Materials	$7,251	$7,166	$11,475	$9,665	$11,475	$0
Fixed and Misc Charges	173	11	2	0	2	0
Social Services	2,676	2,357	0	0	0	0
Property and Equipment	1,375	938	589	1,562	621	32
Other Services and Charges	3,363	3,445	13,136	4,565	9,540	(3,597)
Contractual Services	59,039	56,230	27,817	32,274	27,817	0
Contractual Services - Professional	2,817	2,448	388	1,019	388	0
Contractual Services - Social Services	1,057,795	1,036,539	1,054,759	1,046,227	1,057,173	2,413
Subtotal	**$1,134,488**	**$1,109,134**	**$1,108,167**	**$1,095,313**	**$1,107,015**	**($3,565)**
TOTAL	**$1,146,296**	**$1,122,625**	**$1,123,817**	**$1,110,554**	**$1,122,676**	**($3,554)**
Funding						
City Funds			$476,853	$463,990	$475,712	($1,140)
State			98,092	98,092	98,092	0
Federal - Community Development			3,545	3,545	3,545	0
Federal - Other			545,327	545,327	545,327	0
TOTAL	**$0**	**$0**	**$1,123,817**	**$1,110,954**	**$1,122,676**	**($1,140)**
Budgeted Headcount						
Full-Time Positions - Civilian	194	182	273	273	273	0
TOTAL	**198**	**182**	**273**	**273**	**273**	**0**

**The difference of Fiscal 2021 Adopted Budget compared to Fiscal 2022 Preliminary Budget.*

General Administration

General Administration *Dollars in Thousands*						
	FY19	**FY20**	**FY21**	**Preliminary Plan**		***Difference**
	Actual	**Actual**	**Adopted**	**FY21**	**FY22**	**FY21-FY22**
Spending						
Personal Services						
Full-Time Salaried - Civilian	$43,078	$39,164	$38,772	$34,582	$35,982	($2,790)
Other Salaried and Unsalaried	63	25	25	55	25	0
Additional Gross Pay	2,078	2,290	985	985	985	0
Additional Gross Pay - Labor Reserve	391	396	0	0	0	0
Overtime - Civilian	6,789	7,178	454	454	454	0
P.S. Other	5	-7	0	0	0	0
Fringe Benefits	476	365	215	215	215	0
Fringe Benefits - SWB	738,929	778,570	1,170,000	2,670,000	1,170,000	0
Subtotal	**$53,620**	**$50,190**	**$41,620**	**$38,960**	**$38,830**	**($2,790)**
Other Than Personal Services						
Supplies and Materials	$2,095	$2,198	$1,005	($107)	$1,005	$0
Fixed and Misc Charges	116	314	64	60	64	0
Property and Equipment	2,034	1,904	1,035	1,316	1,046	11
Other Services and Charges	14,718	15,769	23,077	20,632	21,831	(1,246)
Contractual Services	4,978	9,355	3,257	158,693	3,257	0
Contractual Services - Professional	7,417	8,448	2,765	5,270	2,765	0
Contractual Services - Social Services	0	135,517	0	176,187	0	0
Subtotal	**$31,357**	**$173,506**	**$31,203**	**$362,052**	**$29,968**	**($1,235)**
TOTAL	**$84,978**	**$223,696**	**$72,824**	**$401,012**	**$68,799**	**($4,025)**
Funding						
City Funds			$30,176	$28,318	$26,718	($3,457)
State			450	447	410	(41)
Federal - Other			42,207	372,256	41,680	(527)
TOTAL	**$0**	**$0**	**$72,833**	**$401,021**	**$68,808**	**($4,025)**
Budgeted Headcount						
Full-Time Positions - Civilian	766	442	448	259	316	(132)
TOTAL	**766**	**442**	**448**	**259**	**316**	**(132)**

**The difference of Fiscal 2021 Adopted Budget compared to Fiscal 2022 Preliminary Budget.*

Outreach, Drop-in, and Reception Services

Outreach, Drop-in and Reception Services *Dollars in Thousands*	FY19 Actual	FY20 Actual	FY21 Adopted	Preliminary Plan FY21	Preliminary Plan FY22	*Difference FY21-FY22
Spending						
Personal Services						
Full-Time Salaried - Civilian	$4,978	$6,934	$8,699	$8,377	$8,699	$0
Additional Gross Pay	131	181	42	42	42	0
Overtime - Civilian	53	401	45	345	45	0
Fringe Benefits	1	1	1	1	1	0
Subtotal	**$5,163**	**$7,518**	**$8,787**	**$8,765**	**$8,787**	**$0**
Other Than Personal Services						
Contractual Services - Social Services	$96,810	$109,618	$110,419	$112,355	$109,649	($770)
Subtotal	**$96,810**	**$109,618**	**$110,419**	**$112,355**	**$109,649**	**($770)**
TOTAL	**$101,973**	**$117,135**	**$119,207**	**$121,120**	**$118,437**	**($770)**
Funding						
City Funds			$118,127	$118,105	$117,357	($770)
Federal - Community Development			553	553	553	0
Federal - Other			527	2,462	527	0
TOTAL	**$0**	**$0**	**$119,207**	**$121,120**	**$118,437**	**($770)**
Budgeted Headcount						
Full-Time Positions - Civilian	68	135	87	87	87	0
TOTAL	**68**	**135**	**87**	**87**	**87**	**0**

**The difference of Fiscal 2021 Adopted Budget compared to Fiscal 2022 Preliminary Budget.*

Prevention and Aftercare

Prevention and Aftercare *Dollars in Thousands*	FY19 Actual	FY20 Actual	FY21 Adopted	Preliminary Plan FY21	Preliminary Plan FY22	*Difference FY21-FY22
Spending						
Personal Services						
Full-Time Positions - Civilian	$0	$1,604	$9	$9	$10	$577
Overtime - Civilian	0	66	0	0	0	0
Additional Gross Pay	0	38	0	0	0	0
Subtotal	**$0**	**$1,708**	**$9**	**$9**	**$10**	**$577**
Other Than Personal Services						
Contractual Services - Social Services	$57	($140)	$0	$78	$0	$0
Subtotal	**$57**	**($140)**	**$0**	**$78**	**$0**	**$0**
TOTAL	**$57**	**$1,569**	**$9**	**$87**	**$10**	**$1**
Funding						
City Funds			$9	$87	$10	$1
TOTAL	**$0**	**$0**	**$9**	**$87**	**$10**	**$1**

**The difference of Fiscal 2021 Adopted Budget compared to Fiscal 2022 Preliminary Budget.*

Rental Assistance and Housing Placement

Rental Assistance and Housing Placement *Dollars in Thousands*						
	FY19	FY20	FY21	Preliminary Plan		*Difference
	Actual	Actual	Adopted	FY21	FY22	FY21-FY22
Spending						
Personal Services						
Full-Time Salaried - Civilian	$0	$0	$1,285	$1,285	$1,285	$0
Subtotal	**$0**	**$0**	**$1,285**	**$1,285**	**$1,285**	**$0**
Other Than Personal Services						
Contractual Services - Social Services	$22,566	$17,619	$14,045	$14,045	$14,045	$0
Subtotal	**$22,566**	**$17,619**	**$14,045**	**$14,045**	**$14,045**	**$0**
TOTAL	**$22,566**	**$17,619**	**$15,330**	**$15,330**	**$15,330**	**$0**
Funding						
City Funds			$7,074	$7,074	$7,074	$0
State			6,971	6,971	6,971	0
Federal - Other			1,285	1,285	1,285	0
TOTAL	**$0**	**$0**	**$15,330**	**$15,330**	**$15,330**	**$0**

**The difference of Fiscal 2021 Adopted Budget compared to Fiscal 2022 Preliminary Budget.*

D. DHS Reconciliation of Program Areas to Units of Appropriation

DHS Reconciliation of Program Areas to Units of Appropriation for the FY22 Preliminary Plan *Dollars in Thousands*			
Program Area	**Personal Services 100**	**Other Than Personal Services200**	**Grand Total**
Adult Shelter Administration and Support	$10,236	$0	$10,236
Adult Shelter Intake and Placement	11,930		11,930
Adult Shelter Operations	27,889	628,389	656,278
Family Shelter Administration and Support	8,334	8,393	16,726
Family Shelter Intake and Placement	32,117		32,117
Family Shelter Operations	15,661	1,107,015	1,122,676
General Administration	38,840	29,968	68,808
Outreach, Drop-in, and Reception Services	8,787	109,649	118,437
Prevention and Aftercare	10	0	10
Rental Assistance and Housing Placement	1,285	14,045	15,330
TOTAL	**$155,089**	**$1,897,460**	**$2,052,548**

Source: The Office of Management and Budget