



TOTAL WORKFORCE ANALYSIS

MONTH ENDING:

September 30, 2019

<i>GENDER AND ETHNICITY</i>															
	<i>MALE</i>							<i>FEMALE</i>							
<i>PERSONNEL</i>	<i>W</i>	<i>B</i>	<i>H</i>	<i>A</i>	<i>N</i>	<i>OTHER</i>	<i>MALE TOTAL</i>	<i>W</i>	<i>B</i>	<i>H</i>	<i>A</i>	<i>N</i>	<i>OTHER</i>	<i>FEMALE TOTAL</i>	<i>GRAND TOTAL</i>
FIRE TITLES	8590	814	1365	202	10	81	11062	53	29	25	7	0	4	118	11180
EMS TITLES	1430	563	849	188	8	123	3161	359	360	386	37	1	61	1204	4365
CIVILIAN	631	278	189	192	1	109	1400	215	253	107	69	0	50	694	2094
TOTAL	10651	1655	2403	582	19	313	15623	627	642	518	113	1	115	2016	17639
Percentage %	60.38%	9.38%	13.62%	3.30%	0.11%	1.77%	88.57%	3.55%	3.64%	2.94%	0.64%	0.01%	0.65%	11.43%	100.00%

* Not Disclosed	(Not included in minority count)					
	Head Count	%		Minority + Female	Head Count	%
TOTAL						
White Male	10651	60.38%			6675	37.84%
Male	15623	88.57%		Female	2016	11.43%
White Female	627	3.55%		Minority Female	1274	7.22%



EMS WORKFORCE ANALYSIS

MONTH ENDING:

September 30, 2019

GENDER AND ETHNICITY																
EMS WORKFORCE	MALE							FEMALE							GRAND TOTAL	
RANK	W	B	H	A	N	OTHER	MALE TOTAL	W	B	H	A	N	OTHER	FEMALE TOTAL		
CHIEF of EMS	0	0	0	0	0	0	0	0	0	0	1	0	0	0	1	1
ASSISTANT CHIEF	0	0	1	0	0	0	1	0	0	0	0	0	0	0	0	1
DEPUTY ASSISTANT CHIEF	2	0	2	0	0	0	4	2	0	0	0	0	0	0	2	6
DIVISION CHIEF	8	2	0	0	0	0	10	4	0	1	0	0	0	0	5	15
DEPUTY CHIEF	15	3	4	0	0	0	22	4	2	0	0	0	0	0	6	28
CAPTAIN	34	7	14	7	0	0	62	9	5	5	0	0	0	0	19	81
LIEUTENANT	200	55	83	25	0	1	364	58	40	24	6	0	0	0	128	492
PARAMEDIC	260	102	168	60	3	21	614	77	56	86	13	0	9	0	241	855
EMT	835	379	547	90	5	95	1951	198	233	257	16	1	51	0	756	2707
EMS TRAINEE	76	15	30	6	0	6	133	7	24	12	2	0	1	0	46	179
TOTAL	1430	563	849	188	8	123	3161	359	360	386	37	1	61	0	1204	4365
Percentage %	45.24%	17.81%	26.86%	5.95%	0.25%	3.89%	72.42%	29.82%	29.90%	32.06%	3.07%	0.08%	5.07%	27.58%		100.00%



FIRE WORKFORCE ANALYSIS

MONTH ENDING:

September 30, 2019

GENDER AND ETHNICITY																	
FIRE WORKFORCE	MALE								FEMALE								GRAND TOTAL
	W	B	H	A	N	UNKNOWN OTHER	TTL Min	MALE TOTAL	W	B	H	A	N	OTHER	TTL Min Female	FEMALE TOTAL	
CHIEF OF DEPARTMENT	1	0	0	0	0	0	0	1	0	0	0	0	0	0	0	0	0
ASSISTANT CHIEF	9	0	0	0	0	0	0	9	0	0	0	0	0	0	0	0	0
DEPUTY ASST. CHIEF	13	0	0	0	0	0	0	13	0	0	0	0	0	0	0	0	0
DEPUTY CHIEF	67	1	1	0	0	0	2	69	0	0	0	0	0	0	2	0	0
BATTALION CHIEF	355	1	5	0	0	0	6	361	0	0	0	0	0	0	0	0	0
CAPTAIN	562	7	18	4	1	0	30	592	2	0	0	0	0	0	0	2	0
LIEUTENANT	1377	38	99	9	0	0	146	1523	5	1	0	1	0	0	2	7	0
FIREFIGHTER	6013	761	1230	182	9	80	2262	8275	42	27	22	3	0	4	56	98	0
CHIEF FIRE MARSHAL	1	0	0	0	0	0	0	1	0	0	0	0	0	0	0	0	0
ASST. CHIEF FIRE MARSHAL	1	0	0	0	0	0	0	1	0	0	0	0	0	0	0	0	0
SUPV. FIRE MARSHAL	32	2	2	0	0	0	4	36	0	0	0	0	0	0	0	0	0
FIRE MARSHAL	107	3	10	2	0	0	15	122	0	0	1	0	0	0	1	1	0
PILOT	11	0	0	0	0	0	0	11	0	0	0	0	0	0	0	0	0
MARINE ENGINEER	19	1	0	0	0	0	1	20	0	0	0	0	0	0	0	0	0
WIPER	12	0	0	0	0	0	0	12	0	0	0	0	0	0	0	0	0
CHIEF MEDICAL OFFICER	0	0	0	0	0	0	0	0	0	0	0	0	0	0	0	0	0
DEPUTY CHIEF MEDICAL OFFICER	0	0	0	0	0	0	0	0	0	0	0	0	0	0	0	0	0
MEDICAL OFFICER	9	0	0	4	0	1	5	14	3	0	2	3	0	0	5	8	0
MEDICAL OFFICER MANAGER	1	0	0	1	0	0	1	2	1	1	0	0	0	0	1	2	0
CHIEF OF STAFF	0	0	0	0	0	0	0	0	0	0	0	0	0	0	0	0	0
TOTAL	8590	814	1365	202	10	81	2472	11062	53	29	25	7	0	4	65	118	11180
Percentage %	76.83%	7.28%	12.21%	1.81%	0.09%	0.72%	22.11%	98.94%	0.47%	0.26%	0.22%	0.06%	0.00%	0.04%	0.58%	1.06%	100.00%

Total Minority Fire Workforce	2537	22.69%
-------------------------------	------	--------

**TOTALS WITHOUT MEDICAL OFFICERS		
	Head Count	%
Male	11046	99.32%
Female	108	0.97%



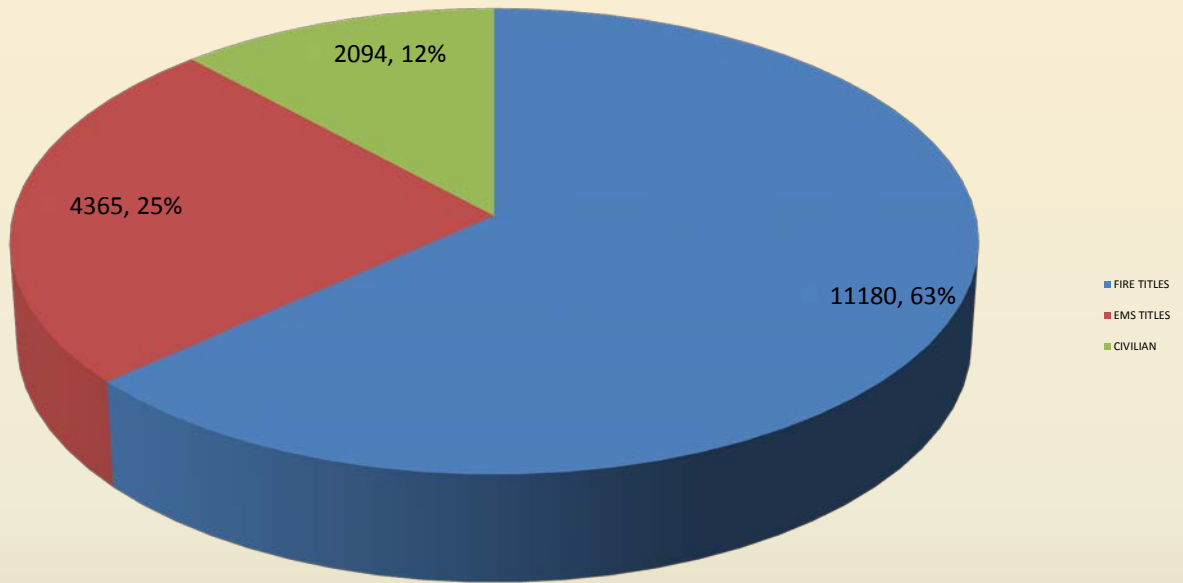
CIVILIAN WORKFORCE ANALYSIS

MONTH ENDING:

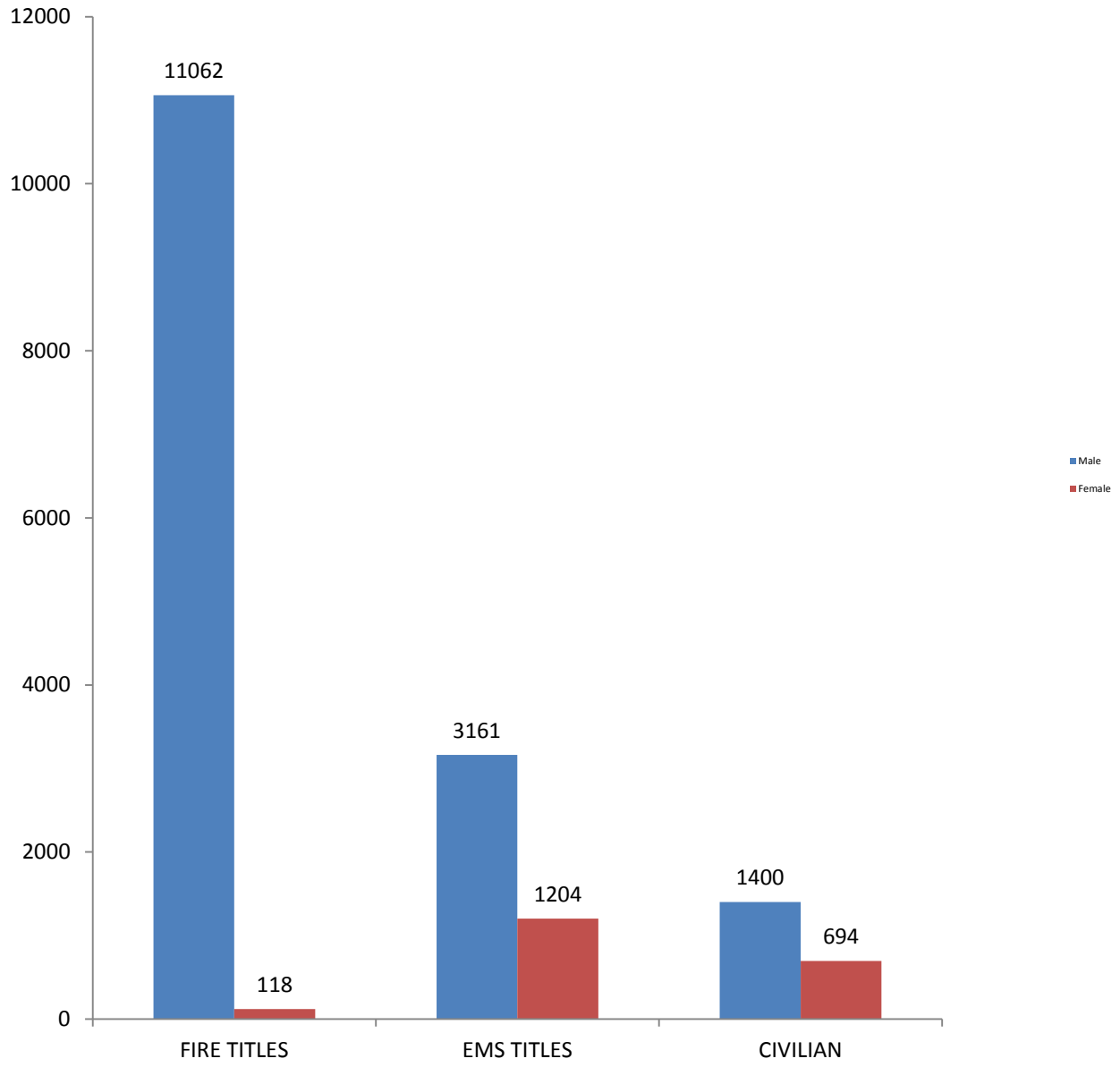
September 30, 2019

GENDER AND ETHNICITY															
CIVILIAN WORKFORCE	MALE							FEMALE							GRAND
	W	B	H	A	N	OTHER	TOTAL	W	B	H	A	N	OTHER	TOTAL	TOTAL
ALL CIVILIANS	631	278	189	192	1	109	1400	215	253	107	69	0	50	694	2094
Percentage %	30.13%	13.28%	9.03%	9.17%	0.05%	5.21%	66.86%	10.27%	12.08%	5.11%	3.30%	0.00%	2.39%	33.14%	100.00%

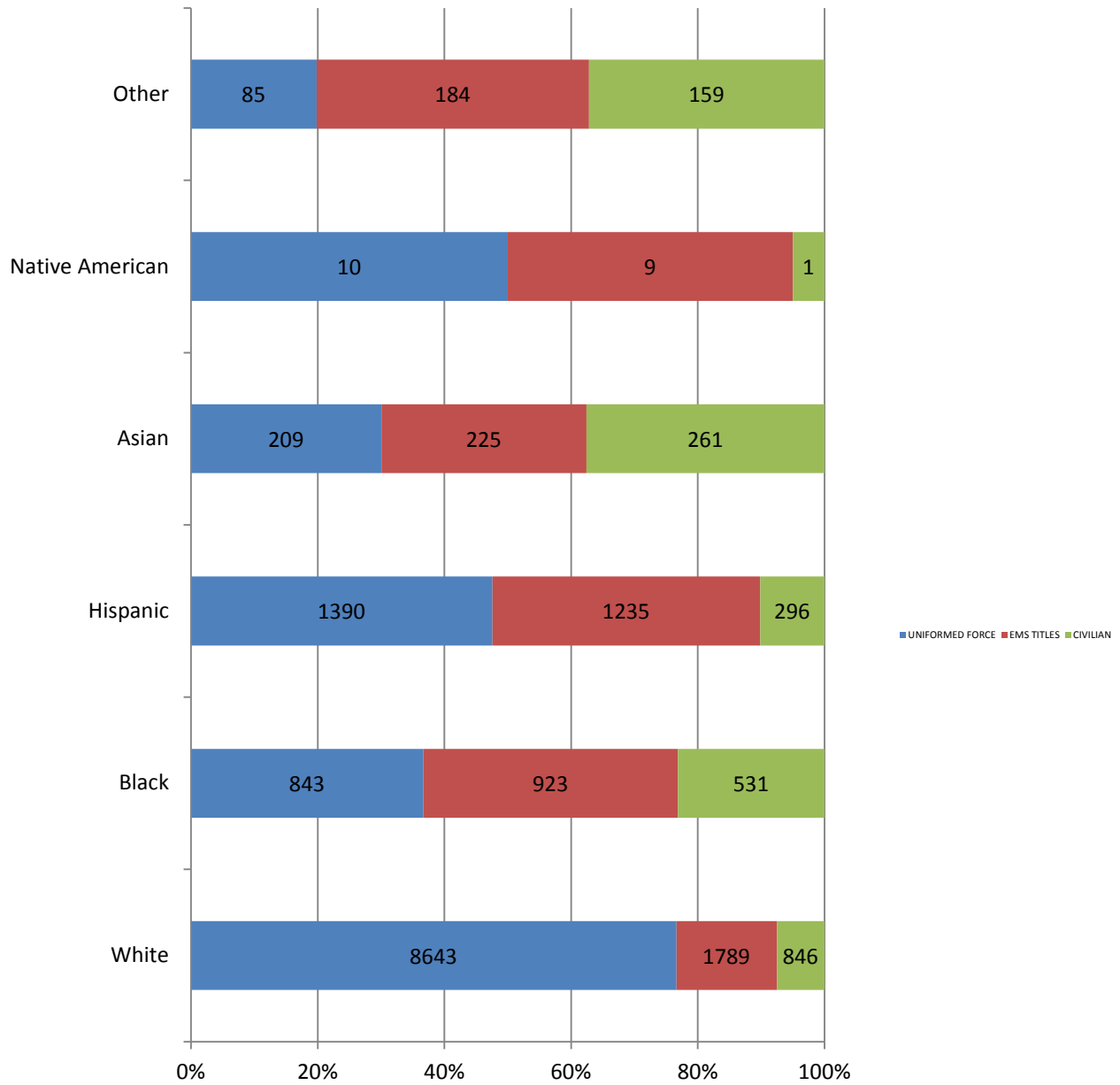
FDNY Workforce Distribution



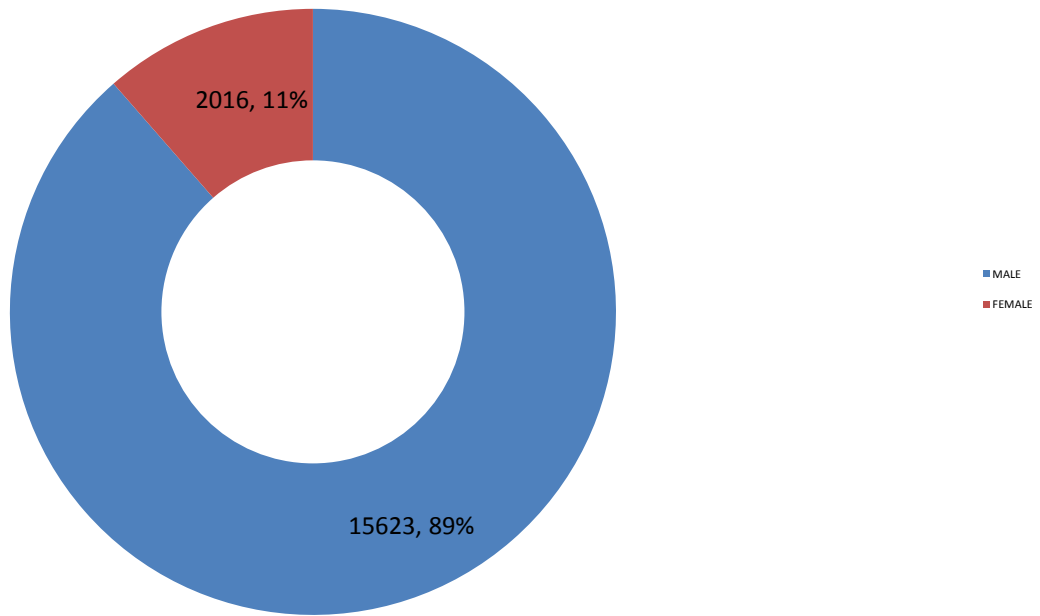
FDNY Male/Female Distribution



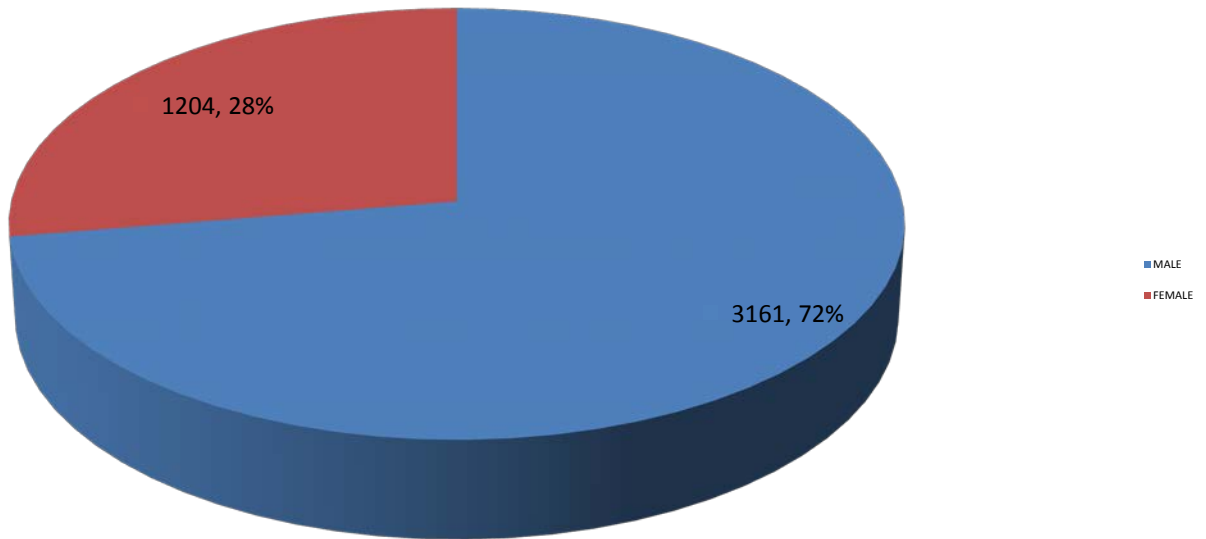
FDNY Ethnicity Distribution



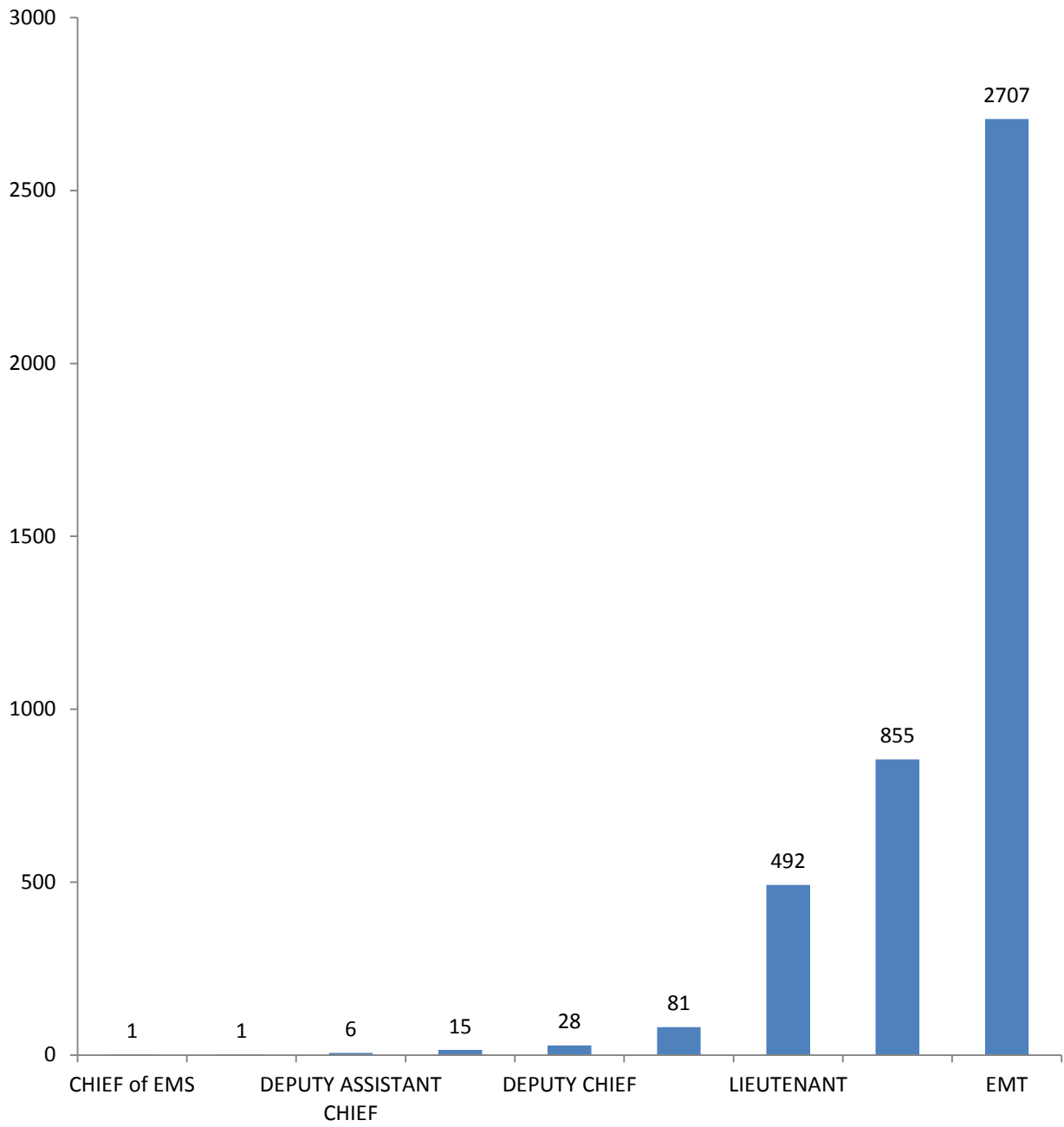
FDNY Male/Female Percentage



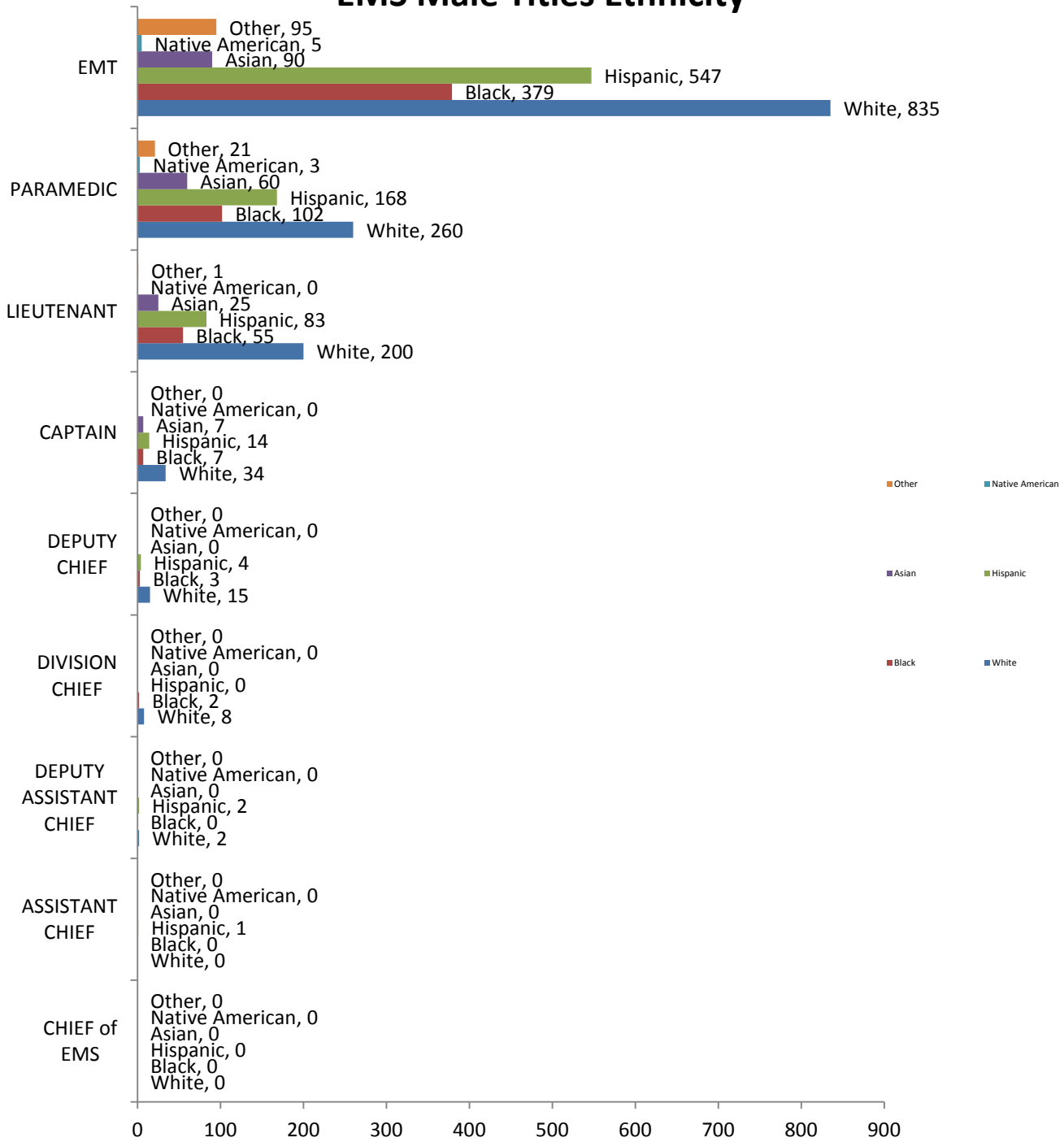
EMS Gender Distribution



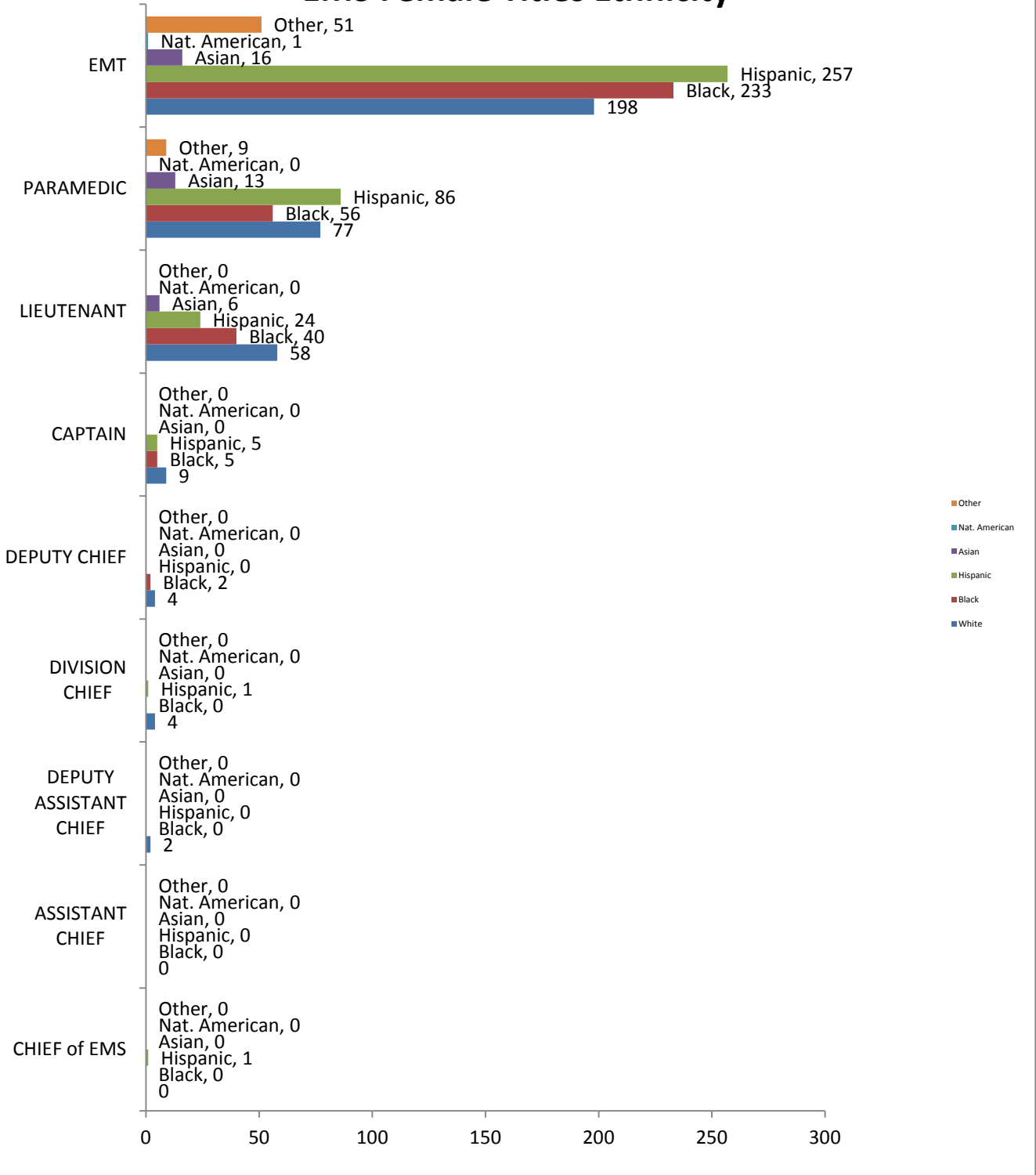
EMS TITLES



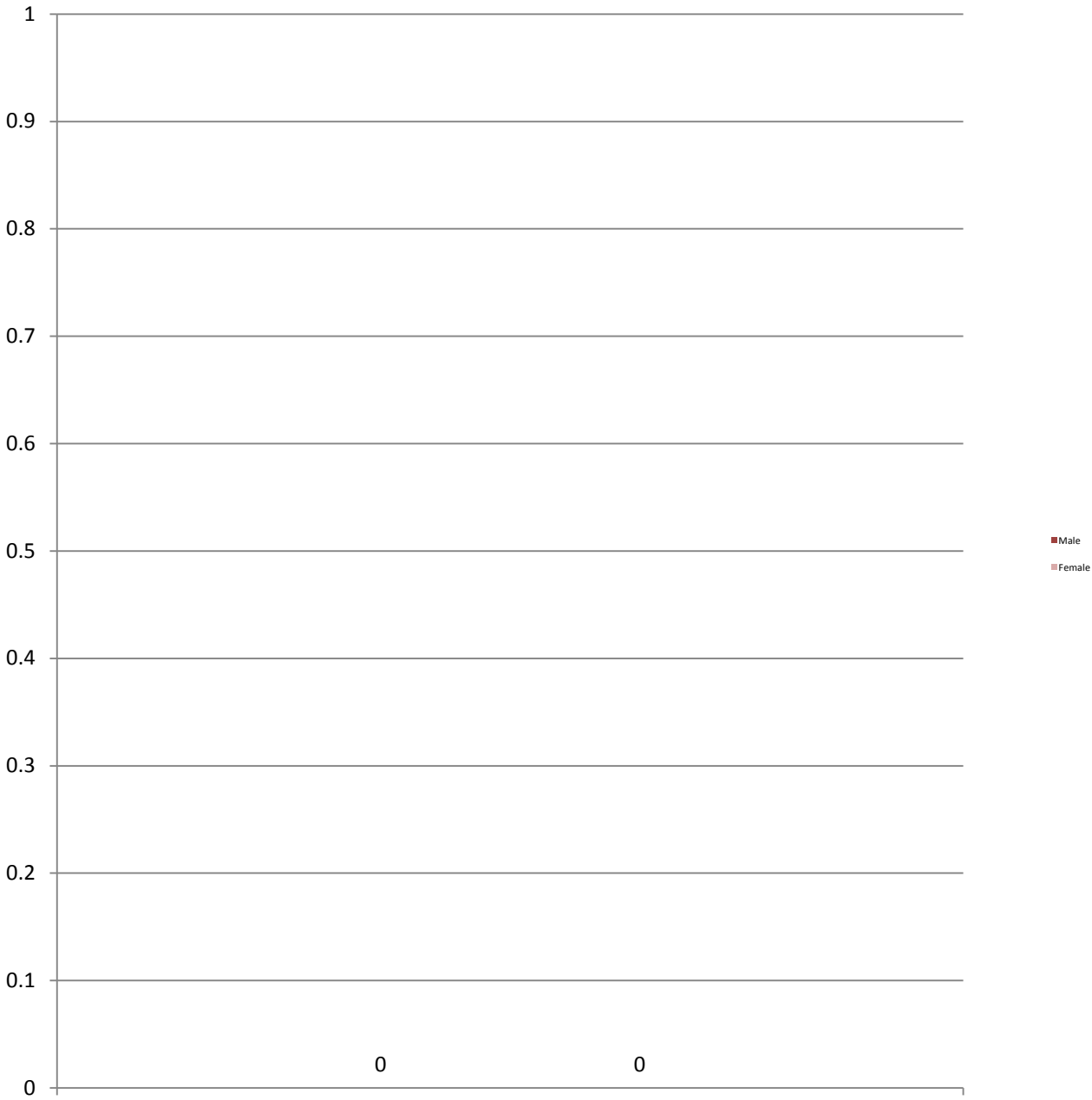
EMS Male Titles Ethnicity



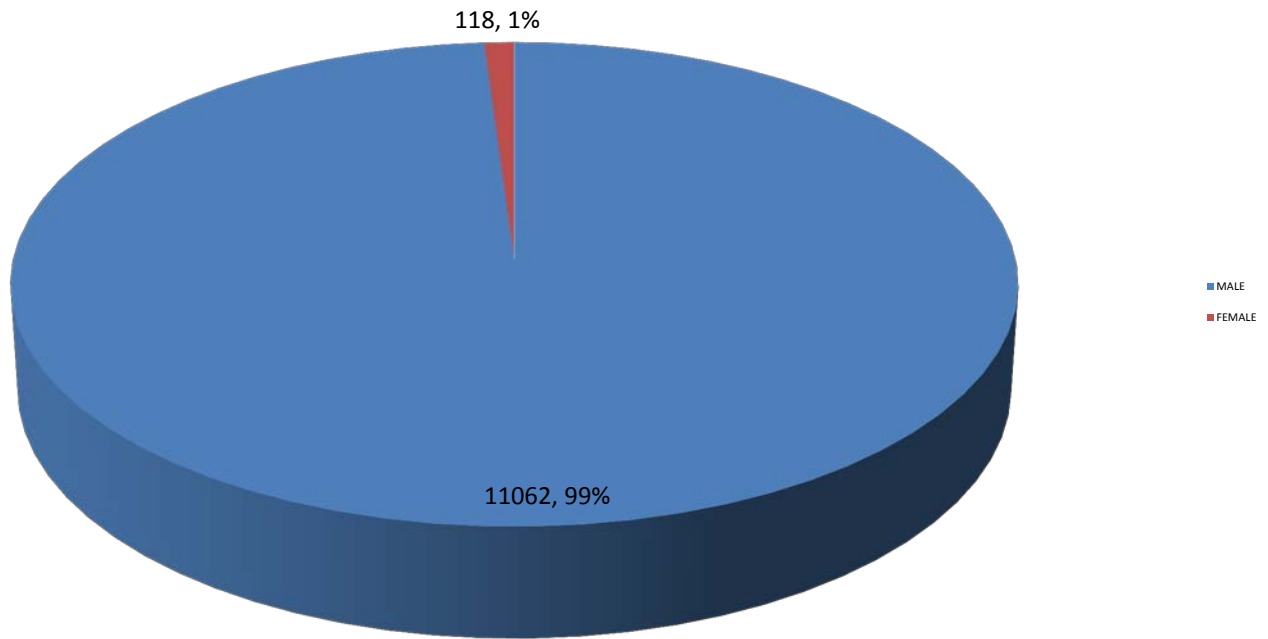
EMS Female Titles Ethnicity



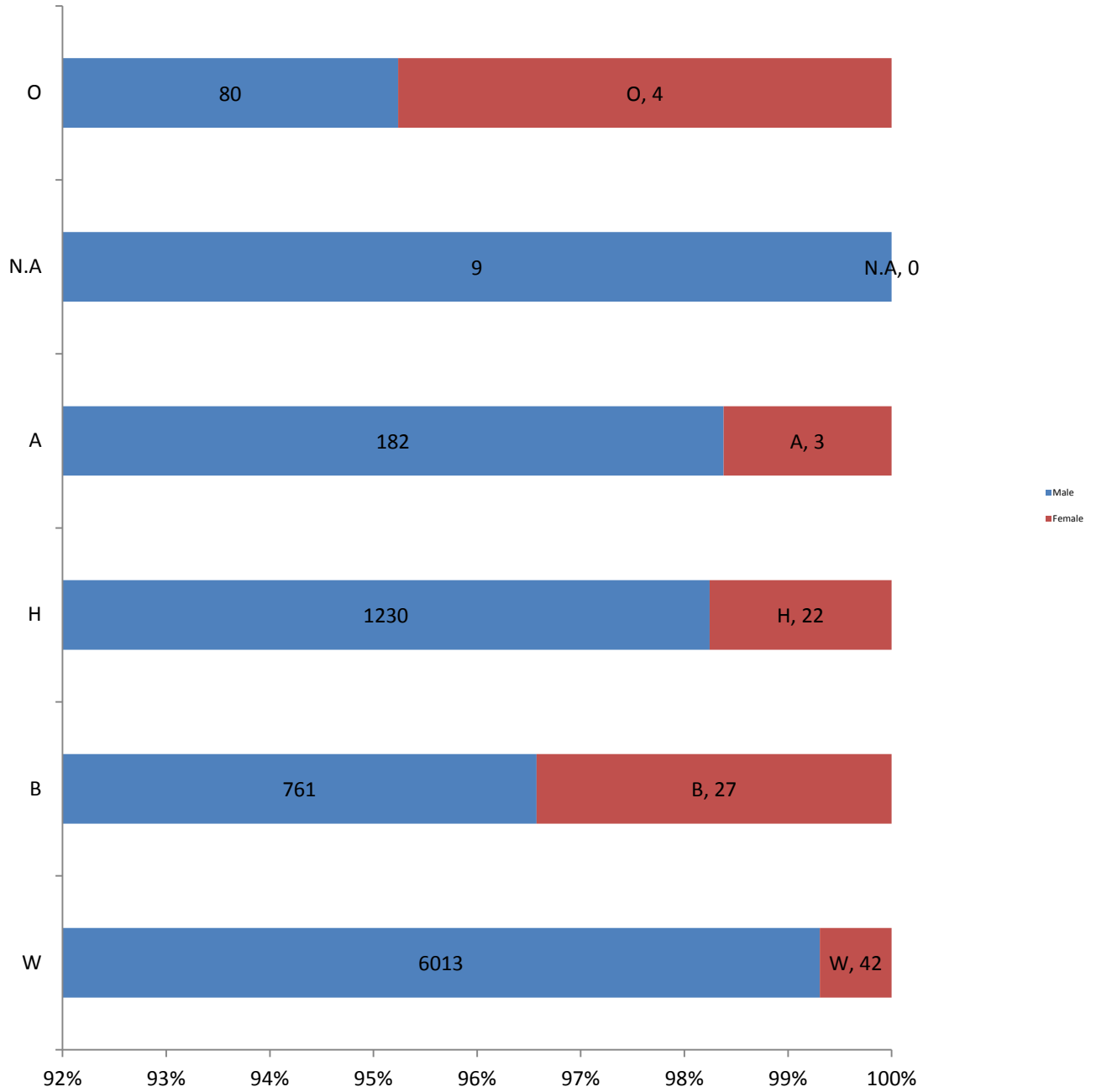
Civilian Male/Female Ethnicity



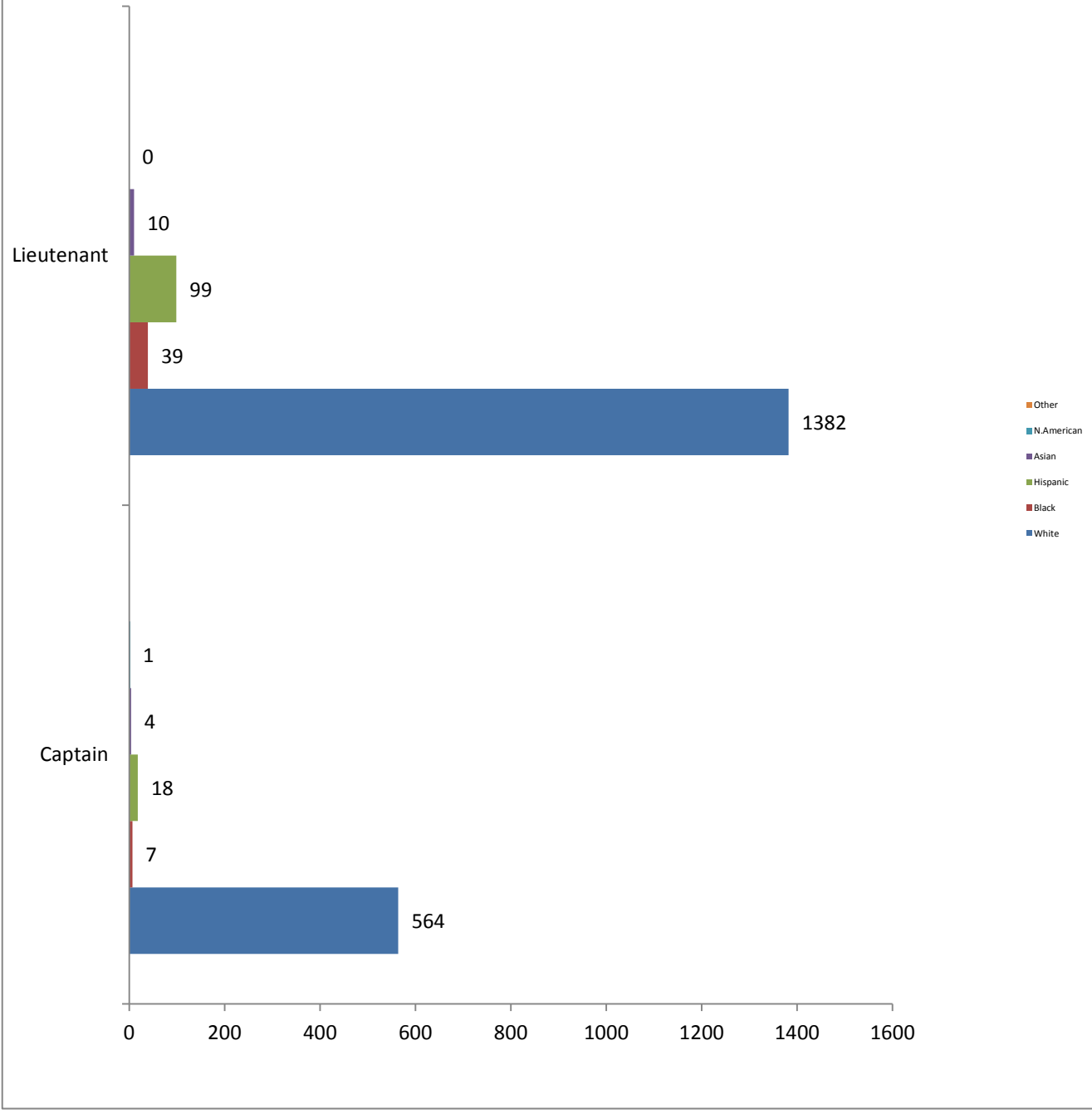
Uniform Male/Female Distribution



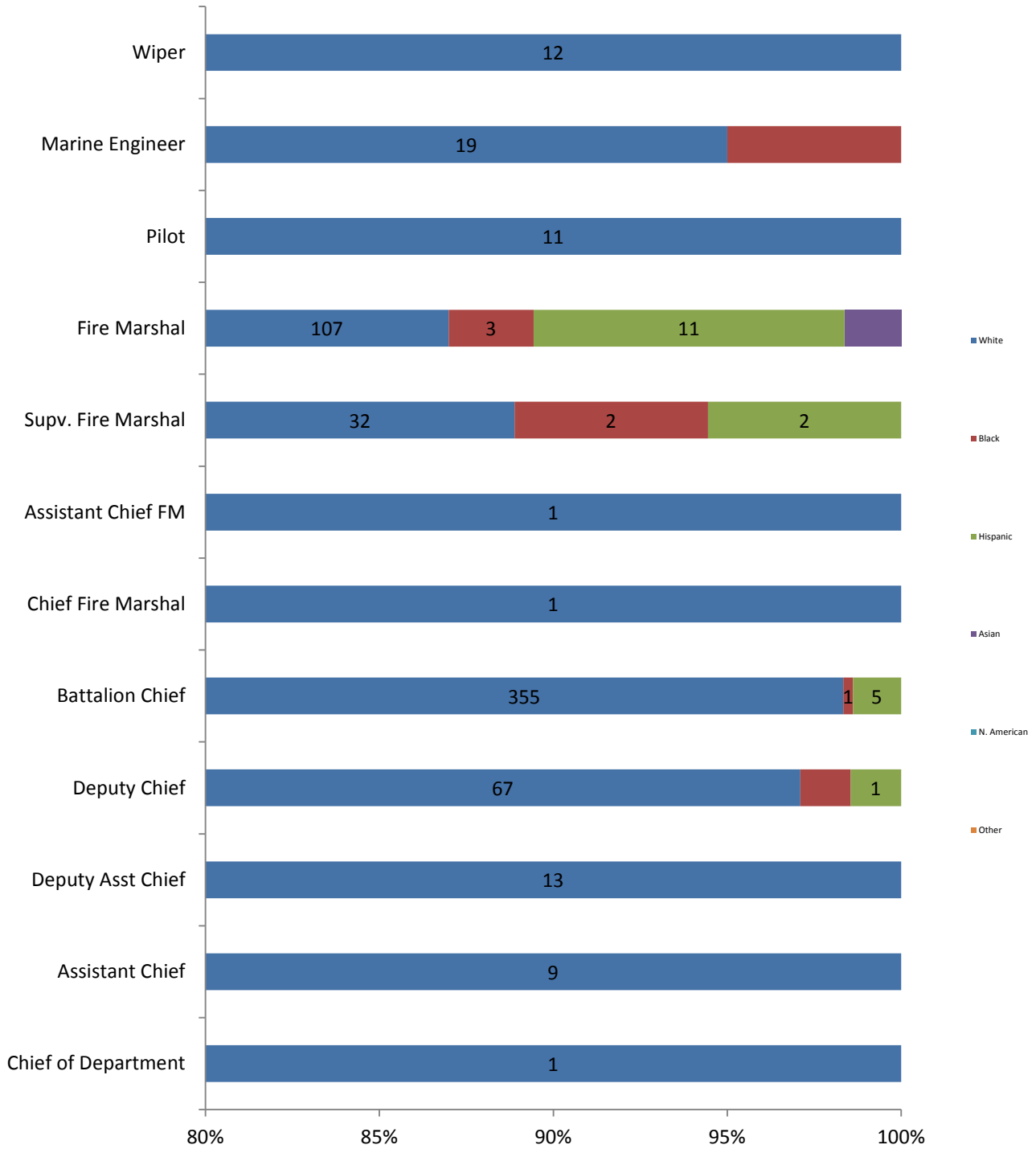
Firefighter Ethnicity



Lieutenants/Captains Ethnicity



Uniform Titles Ethnicity



	Head Count	%			Head Count	%
White Male	8790	82.23%		Minority + Female	1900	17.77%
Male	10628	99.42%		Female	62	0.58%
White Female	29	0.27%		Minority Female	33	0.31%

1
5
4
5
3
9
1
0
3
2
2