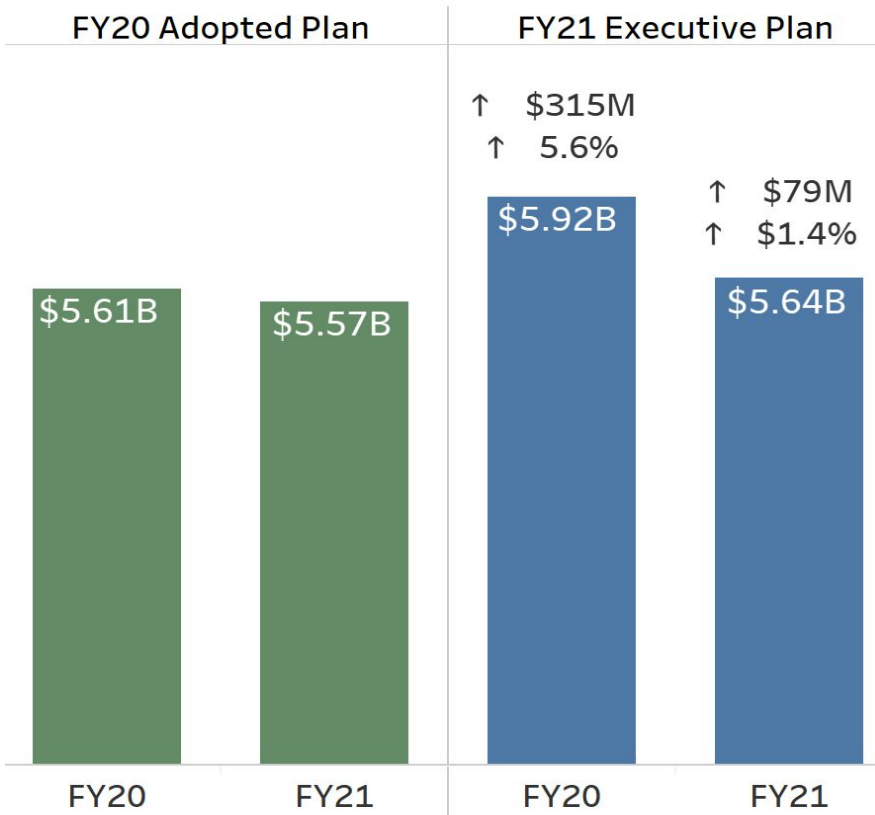




NYPD Fiscal 2021 Executive Budget

Budget Overview



FY21 Highlights

Headcount: 51,682

- Uniform: 36,178
- Civilian: 15,504

NYPD's PEG of \$16 million comprises 1% of the \$1.7 billion Citywide Savings Program.

- Mainly vacancy reductions for TEA's and other civilian positions.

Capital Plan remains the same:

- FY20-24 - \$1.2B
- FY20-29 - \$1.9B

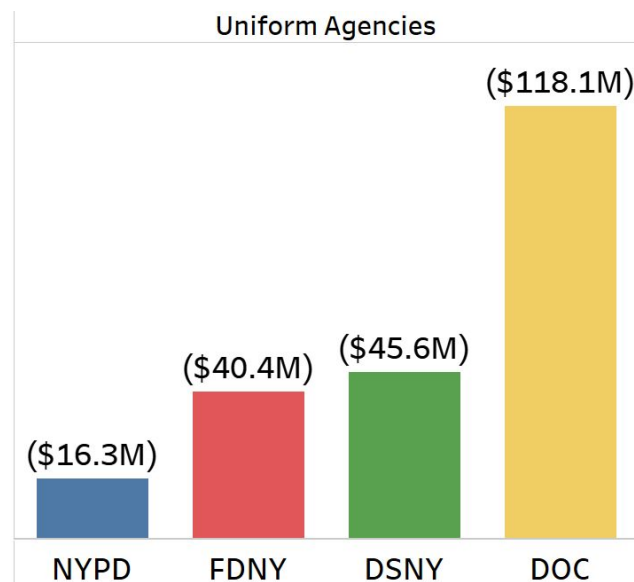
Other adjustments - \$21M

- Increase in salaries and retirement sick leave payout

PEG Details

PEGs	FY20 Amount	FY20 Headcount	FY21 Amount	FY21 Headcount
Uniformed Overtime Savings	\$10.0M		\$0.0M	
Delay April Police Officer Class	\$6.4M		\$0.0M	
Non-Safety Civilian Accruals	\$4.6M	132	\$3.3M	63
Lease Savings	\$1.9M		\$1.9M	
Co-Response Teams	\$1.2M	23	\$2.4M	23
Delay NYPD Cadet Program	\$1.0M		\$0.0M	
Intersection Control Reduction	\$0.0M		\$3.9M	100
Delay Implementation of Idling Enforcement	\$0.0M		\$4.8M	116
Grand Total	\$25.1M	155	\$16.3M	302

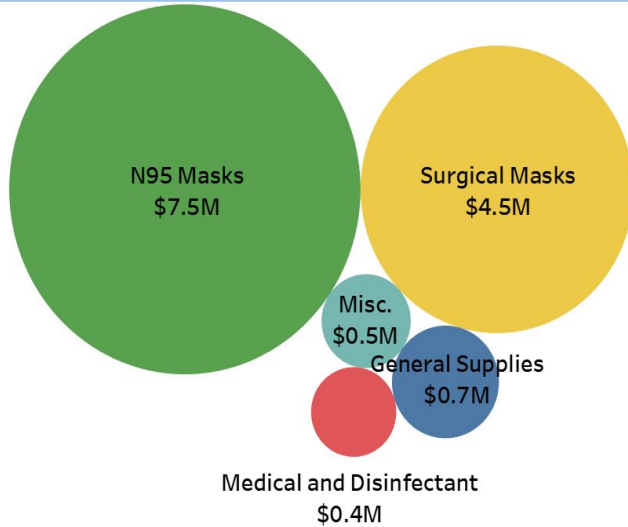
Comparison of FY21 PEGs





COVID-19 Effects on NYPD

NYPD Expenditures on COVID-19 Supplies (as of 5/4)




NYPD Personnel Heavily Affected by COVID-19

	Cases	Percent of Population
NYPD	5,393	10.4%
NYC	176,000	2.1%

*Confirmed Cases as of 5/7

311 Social Distancing Complaints (as of 5/8)



COVID Impact on Public Safety

New COVID Response Teams respond to social distancing issues. Ensure non-essential businesses are closed. Total of 700 re-assigned officers.

Crime is down during the pandemic compared to the same period last year, with the exception of:

- Murder – up 4 murders
- Burglaries – up 32%
- Grand Larceny – up 59%
- Anti-Asian Hate Crimes – 15 crimes

Domestic Violence in March 2020 compared to March 2019

- 16,900 patrol runs or an increase of 10 percent.
- 3,104 arrests or a decrease of 16 percent.