

New York City Housing Authority (NYCHA)

Fiscal 2020 Preliminary Budget Fact Sheet

2019 Adopted Operating Budget Overview

\$3.51 billion
2019 Adopted
Operating Budget
\$33.3 million surplus
in 2019

- \$25.1 million
2018 Year-End
operating deficit

10,707
2019 Headcount

60%
Federally funded

175,636
public housing
apartments across
2,418
Buildings

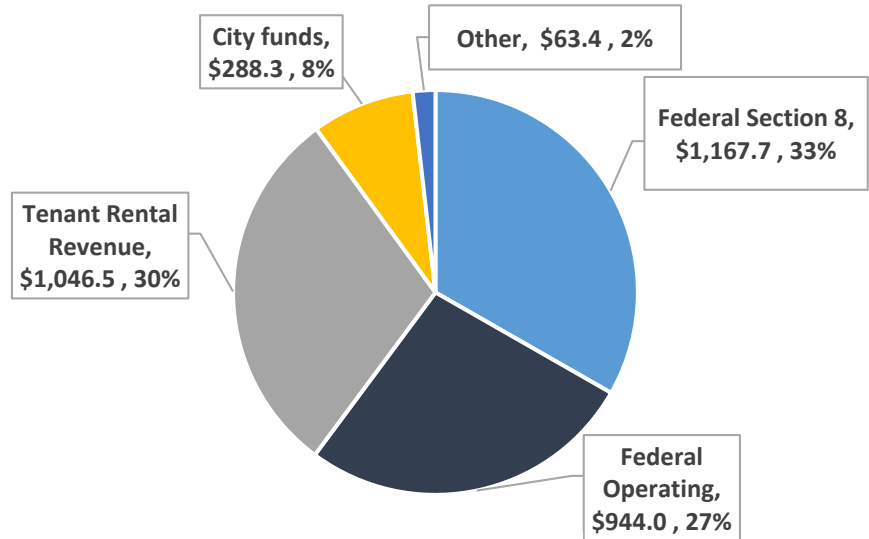
86,682
Section 8 vouchers

\$6.39 billion
2019-2023 Capital Plan

\$31.8 billion
Capital Repair Need
(2017 PNA)

\$23.8 billion
Capital Repair Need to
be addressed under
NYCHA 2.0

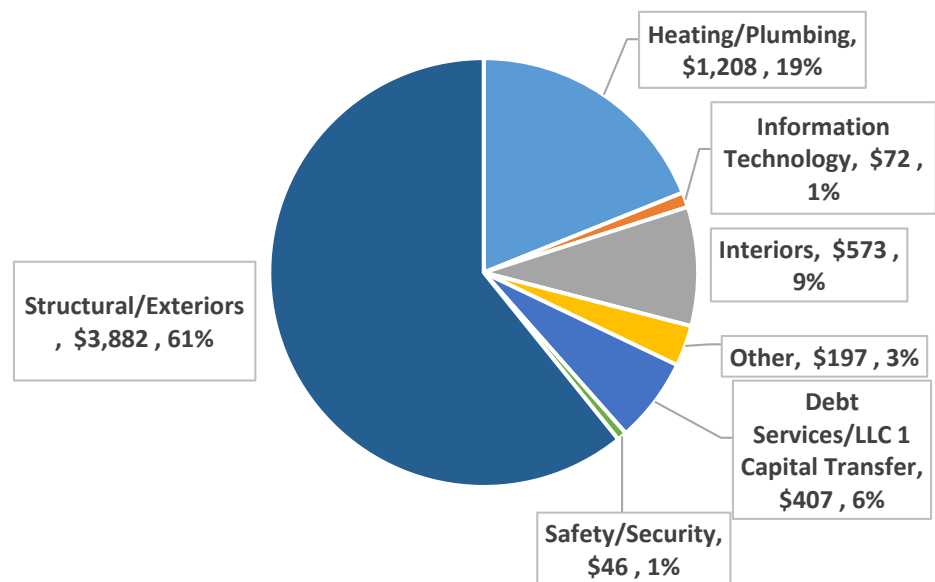
2019 Revenue Sources



Total Revenues: \$3.51 billion
Dollars in millions

2019-2023 Capital Plan Overview

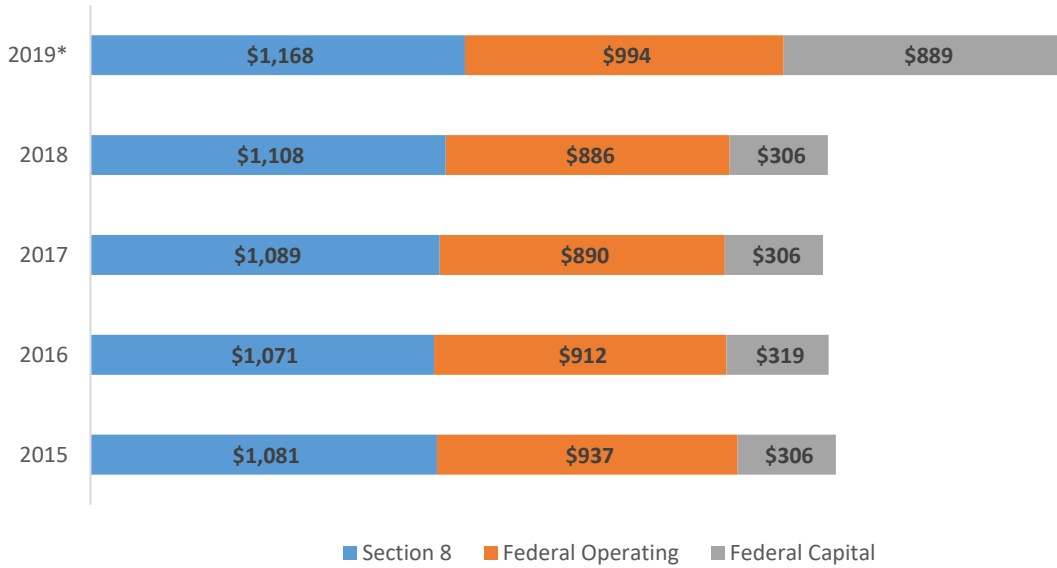
2019-2023 Capital Plan by Work Type



Total: \$6.39 billion
Dollars in millions

Federal Funding Summary

2015-2019 NYCHA Federal Funding Summary



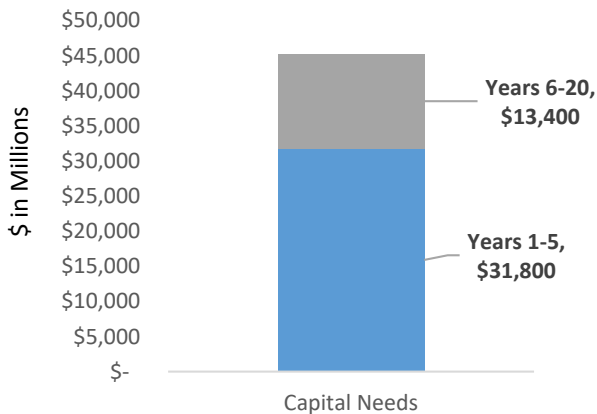
Annual Section 8 allocation: **\$1.1 billion** (5 yr avg.)

Annual Federal Operating allocation: **\$924 million** (5 yr avg.)

Annual Federal Capital allocation: **\$425 million** (5 yr avg.)

Unmet Capital Needs

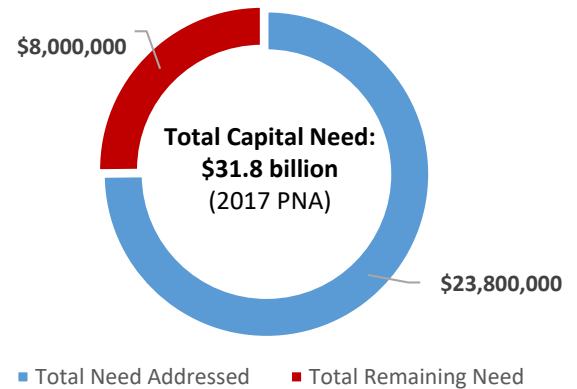
NYCHA's Long-term Capital Needs, Years 1-5 and Years 6-20



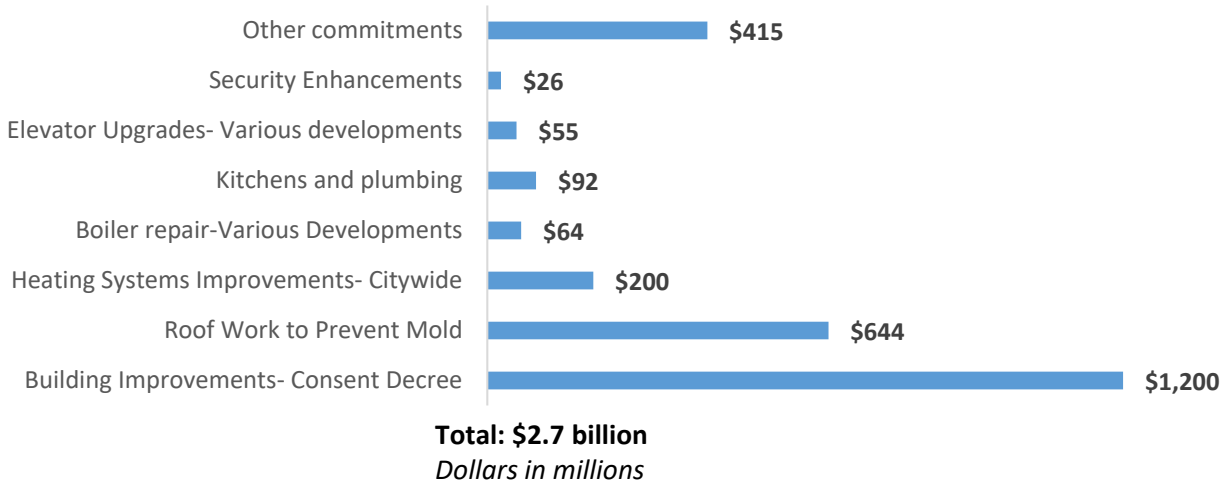
Largest Five-year capital need: **\$12.6 billion for apt interiors**

Conversion of **62,000 apt units to RAD: \$12.8 billion in capital**

NYCHA 2.0 Financial Impact
Dollars in thousands



FY 19-23 City Capital Commitments



45% of City Capital Commitments are for citywide building improvements

Roof Repair Program Phase 2: **\$100 million** for **78 buildings**