



Civilian Complaint Review Board

Fiscal 2020 Preliminary Budget Fact Sheet

**\$17.9m in
FY20**

↑\$1.2m or 7% from
FY19 Adopted Plan

**\$17.5m in
FY19**

↑\$750K updates to
FY19 Budget since
Adopted Plan

187 Positions

FY20 Budget

4,747

Total complaints in
2018

1000+

Presentations given by
outreach team

CCRB Statistics



Investigations: Active investigations increased from 2017 year-end to 2018 from 904 to **1,152**.

Average time to close a case also increased. For FY18 a full investigation took **190** days to complete, up from 153 days.



Mediation: 550 cases were mediated in FY18. 85% of officers accepted mediation and 46% of civilians accepted mediation



Substantiations: **3,600** officers have at least one substantiated allegation. This represents 10% of the uniform workforce.



Cases Closed: 4,048 (83 by APU)

Truncated Complaints: 2,341

Substantiated Cases: 226

Discipline Recommended:

21% Charges

40% Command Discipline

15% Formalized Training


23% Instructions

Headcount Actuals by Division

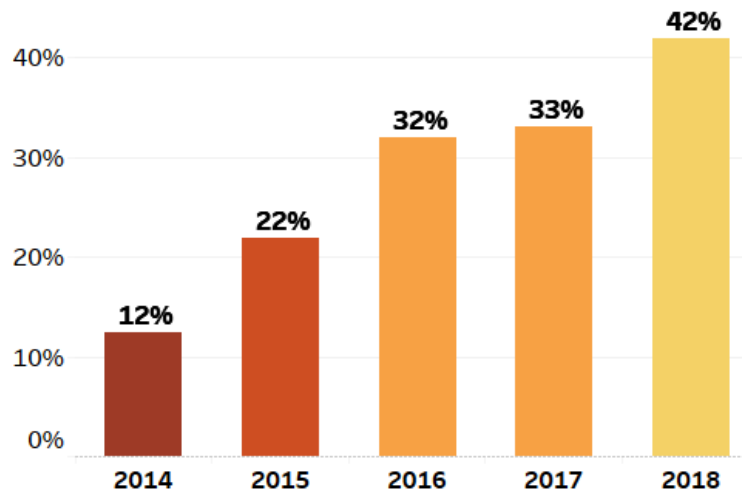
<u>Communications</u>	2
<u>Administration</u>	3
<u>Human Resources</u>	3
<u>Training</u>	3
<u>Executive</u>	4
<u>Operations</u>	4
<u>Outreach</u>	4
<u>Management Information Systems</u>	5
<u>Case Management Unit</u>	6
<u>General Counsel</u>	6
<u>Mediation</u>	6
<u>Policy</u>	7
<u>Administrative Prosecution Unit</u>	13
<u>Investigations</u>	105
<u>Grand Total</u>	171

Cases with Video Footage Available

Percentage of Cases Substantiated

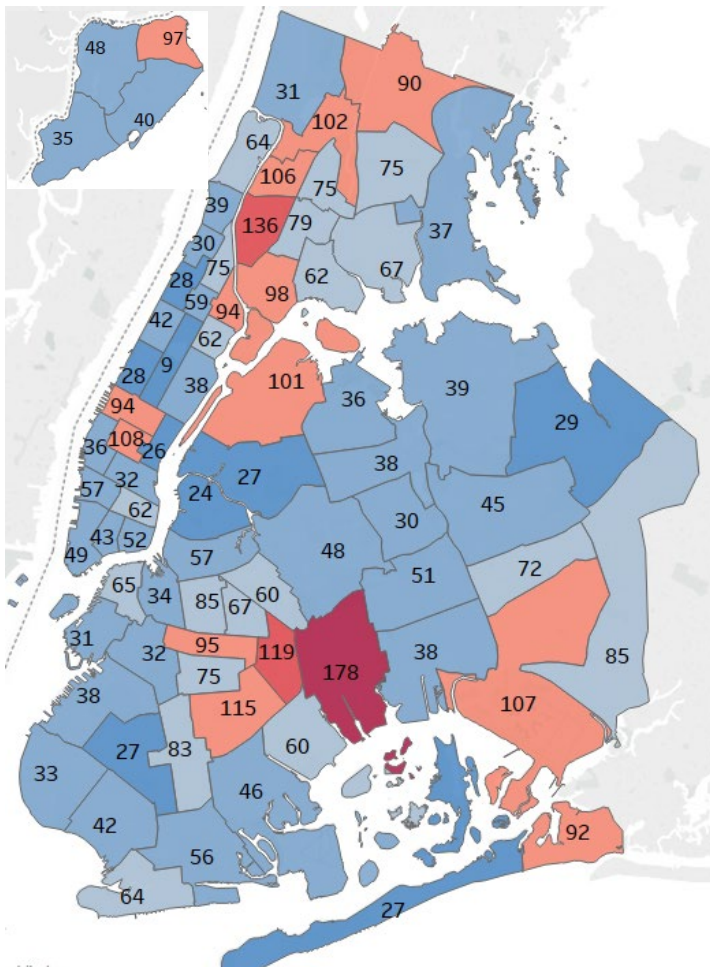


Percentage of Investigations with Video Evidence



Precinct Complaints and Substantiations in 2018

Number of CCRB Complaints by Precinct



Number of Officers with Substantiations by Precinct

