



Administration for Children's Services

Fiscal 2020 Preliminary Budget Fact Sheet

\$2.67 billion

FY20 Preliminary Budget

-\$300 million

Budget Since
FY19 Adoption

-\$68 million

PEG Target for
FY20 Executive Budget

0

New Needs in FY20

7,350

Full-Time Positions

+334

Headcount Since
FY19 Adoption

67%

Federal and State
Revenue

7 Months

Delay of EarlyLearn
Transition to DOE

\$386.1 million

5-Year Capital Plan

8%

Capital Commitment Rate

Demographics, Poverty, and Services Overview

Demographics

1.8 million children in NYC

36.8% Latino
26.8% White
24.3% Black
12.1% Asian

Over 800 different languages spoken

Median household income of \$57,813 for families with children

12,048 families with children in homeless shelters

25.2% child poverty rate

471,000+ children growing up in poor households

8 out of 10 community districts that rank highest in overall risk are in the Bronx

Poverty

Services

59,166 child neglect and abuse investigations

1,754 admissions to juvenile detention

8,732 children in foster care

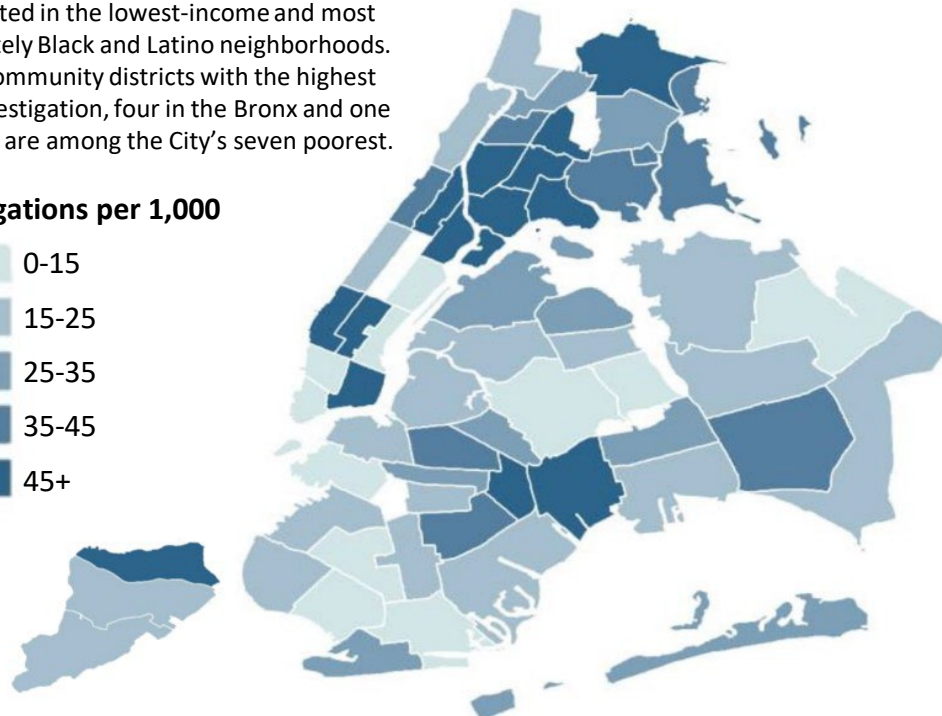
29,656 children in EarlyLearn

Child Welfare Investigations by Community District

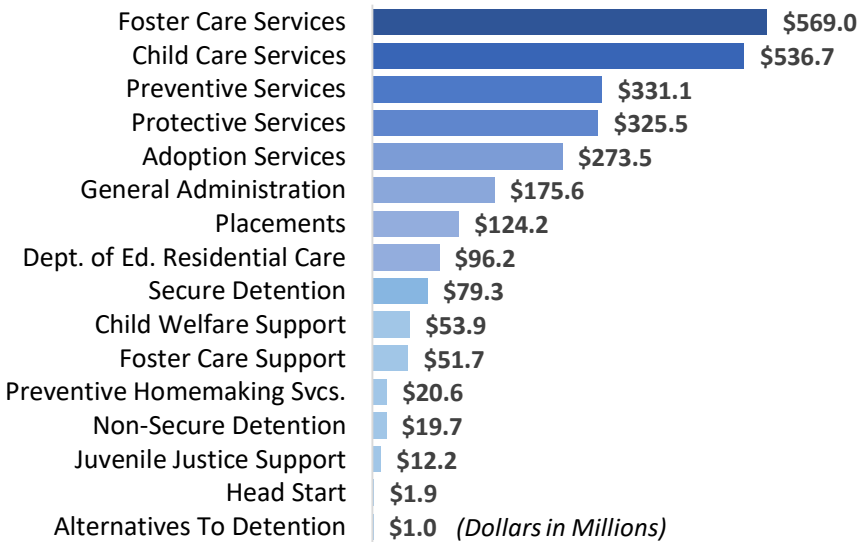
Child welfare investigations are geographically concentrated in the lowest-income and most predominately Black and Latino neighborhoods.

The five community districts with the highest rates of investigation, four in the Bronx and one in Brooklyn, are among the City's seven poorest.

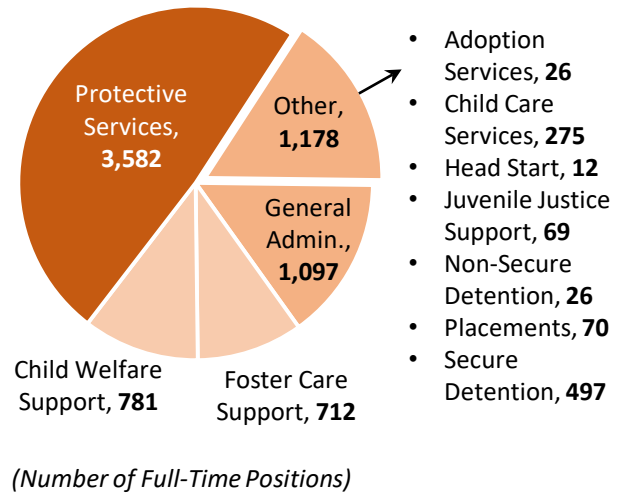
Investigations per 1,000



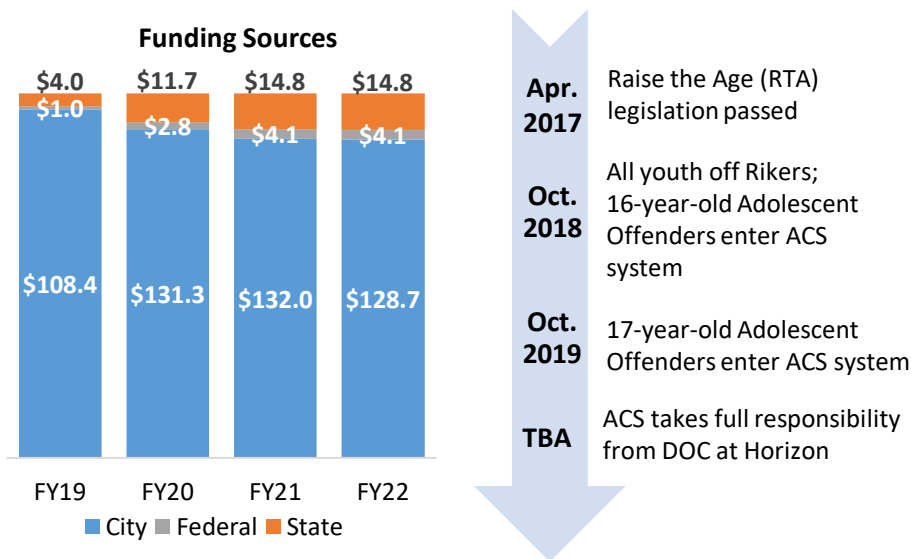
Program Area Budgets



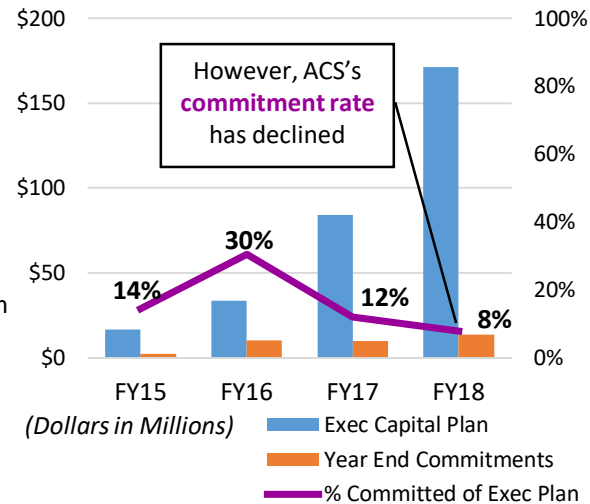
Program Area Headcount



Raise the Age

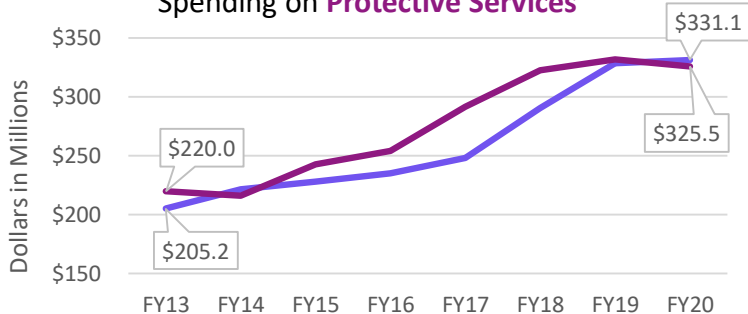


Capital Budget Grows Due to RTA



Preventive and Protection Services

Spending on Preventive Services Now Exceeds Spending on Protective Services



PINS Threat: The State Executive Budget would eliminate \$13 million in support for preventive diversion services that are provided to Persons in Need of Supervision (PINS) before foster care is necessitated.

Child Care and EarlyLearn

Seven Month Delay: EarlyLearn transfer to DOE now begins in FY20, with rebid awards to commence in FY21.



Pay Parity: There is **no funding** in FY20 to achieve teacher pay parity, although teachers employed by CBOs have a starting salary around \$42,000, while those employed by DOE earn around \$59,000.



Special Child Care Funding (SCCF): \$27.4 million baselined to support 3,489 child care vouchers in FY19.



City-Leased Day Care Sites: 70 programs are currently DCAS-managed, but it remains unclear how these will be transferred to DOE.