

# THE COUNCIL OF THE CITY OF NEW YORK

Hon. Corey Johnson  
Speaker of the Council

Hon. Daniel Dromm  
Chair, Committee on Finance

Hon. Vanessa Gibson  
Chair, Sub-Committee on Capital Budget



Report of the Finance Division on the  
**Fiscal 2019 Executive Capital Budget and Commitment Plan Overview**

May 8, 2018

**Finance Division**  
Latonia R. McKinney, Director

# Finance Division

## **Counsel**

Rebecca Chasan

## **Budget Unit**

Regina Poreda Ryan, Deputy Director

Nathan Toth, Deputy Director

Cirilhien Francisco, Unit Head

Chima Obichere, Unit Head

John Russell, Unit Head

Dohini Sompura, Unit Head

Eisha Wright, Unit Head

Aliya Ali

Jessica Ackerman

Sebastian Bacchi

John Basile

Sarah Gastelum

Kenneth Grace

Zachary Harris

Elizabeth Hoffman

Daniel Kroop

Jin Lee

Jeanette Merrill

Nameera Nuzhat

Kaitlyn O'Hagan

Steve Riester

Jonathan Seltzer

Andrew Wilber

## **Revenue and Economics Unit**

Raymond Majewski, Deputy Director, Chief Economist

Emre Edev, Assistant Director

Paul Sturm, Supervising Economist

Hector German

Kira McDonald

William Kyeremateng

Kendall Stephenson

Davis Winslow

## **Discretionary Funding and Data Support Unit**

Paul Scimone, Deputy Director

Savanna Chou

James Reyes

Steven Williams

## **Administrative Support Unit**

Nicole Anderson

Roberta Caturano

Maria Pagan

## Table of Contents

Introduction .....	1
Preliminary Budget Response.....	1
Fiscal 2019 Executive Capital Budget and Commitment Plan .....	2
Capital Budget Overview .....	3
Capital Budget Structure .....	3
Commitment Plan Overview.....	4
Commitment Plan Structure.....	5
Commitment Plan Highlights.....	6
Financing and Debt Service .....	8
APPENDIX A: FY18-FY22 Capital Commitment Plan Executive Budget vs. Preliminary .....	11
APPENDIX B: Executive Budget Lines with 50 or more Projects .....	12

## Introduction

On April 26, 2018, Mayor Bill de Blasio released the Fiscal 2019 Executive Capital Budget (the Capital Budget) and the accompanying Capital Commitment Plan for Fiscal 2018-2022 (the Commitment Plan). The Capital Budget supports large, long-term investments that aim to improve the state of good repair of the City's infrastructure, as well as support its growth. Projects eligible for capital funding include construction, reconstruction, purchases of land, buildings, technology systems, or equipment that have a useful life of at least five years and cost a minimum of \$35,000.

The City Charter envisioned a Council that would be a budgetary check on the Administration throughout the year, not just during the adoption process. The Subcommittee was created to ensure that the Council is fulfilling its Charter mandated role as a yearlong partner in the City's capital process. See the Council's report on the Preliminary Capital Budget and Commitment plan for additional details Charter mandates related to the Capital Budget: <https://council.nyc.gov/budget/wp-content/uploads/sites/54/2018/03/FY19-Fiscal-2019-Preliminary-Capital-Budget-and-Commitment-Plan-Overview.pdf>.

In addition to a separate hearing with the Office of Management and Budget (OMB) solely focusing on the Capital Budget, the Subcommittee will also co-chair Executive Budget hearings for the Department of Transportation and the New York City Housing Authority.

The Council's Preliminary Budget Response included a call to improve the Capital Budget and Commitment Plan by creating more descriptive budget lines, more accurately forecasting projects over the five years of the Plan, reducing excess appropriations, and encouraging minority- and women-owned business participation in capital procurement.

This report will discuss these Preliminary Budget Response proposals and actions taken by the Administration to implement them. This report will also provide an overview of the Executive Capital Budget and Capital Commitment Plan. Finally, the report will discuss the City's debt limit and how it is affected by the current capital budgeting practices.

## Preliminary Budget Response

### **Create More Descriptive Budget Lines in the Capital Budget**

The Council called on the Administration to add more budget lines with a greater level of specificity in their descriptions to the Executive and Adopted Capital Budgets in its' response.

In the Executive Budget there are 1,812 budget lines which contain funding for approximately 12,216 projects. The Council would like to break up the 56 budget lines in the Executive Capital Commitment Plan with over 50 projects in them (Appendix B). These budget lines should be broken down into multiple lines with more specific budget line descriptions, which would add much needed transparency to the capital budget.

### **Stop the Frontloading of the Capital Commitment Plan**

In response to the Council's call to more accurately forecast projects in the Executive Capital Commitment Plan, the Administration has redistributed \$6.4 billion in planned commitments from Fiscal 2018 and 2019 across Fiscal 2020-2022. The City's Fiscal 2019 Preliminary Capital Commitment Plan included \$42.4 billion, or 53.3 percent, of the planned commitments in the first two years of the plan. This level of planned commitment was not commensurate with the City's ability to execute its

plan. The Executive Capital Commitment Plan significantly reduced planned commitments in Fiscal 2018 and 2019 to \$36 billion, or 44 percent of the total planned commitments. No longer frontloading the Capital Commitment Plan not only increases the transparency of the Plan, it also allows the Administration and the Council to more accurately track the City's performance in completing capital projects.

### **Capital Commitment Rate**

While the Council appreciates the Administration's efforts to distribute planned spending more realistically across the five years of the Capital Commitment Plan, concerns remain about the City's ability to execute the overall Plan, which has increased from \$79.6 billion to \$82 billion over Fiscal 2018-2022. Over the last five years, the City has committed an average of \$8.8 billion each year. The Executive Capital Commitment Plan still has \$16.9 billion planned in Fiscal 2018 alone. It is very unlikely that the City will execute this level of planned commitments by year-end and therefore funding will roll into the following year--continuing this trend. The Council calls on the Administration to not only continue to forecast projects in the appropriate fiscal years, but also right size the entire Capital Commitment Plan, based on the City's capacity to execute the Plan.

### **Reduce Excess Appropriations in the Capital Commitment Plan**

In response to the Council's call to significantly reduce excess appropriations, the Administration has agreed to reduce appropriations by \$5.8 billion by Adoption, in consultation with the Council. While the Council had called on the Administration to reduce excess appropriations to no more than 15 percent over the Capital Commitment Plan (inclusive of inter-fund agreement, IFA, funds), a \$5.8 billion reduction in excess appropriations is a significant achievement.

Excess appropriations are often a result of the City frontloading the Capital Commitment Plan, which generates unnecessary new appropriations. With large available appropriation balances, the Administration can raise, lower, or create new capital projects mid-year without coming to the Council for approval. Better alignment between appropriations and more realistic planned spending in the Capital Commitment Plan ensures the Charter mandated checks and balances on the City's Capital Budget are maintained.

### **Encourage Minority-and Women-Owned Business Participation**

As a part of the Council's response to the Preliminary Budget the Council expressed its desire to more effectively promote the hiring of Minority and Women Owned Businesses (MWBE's). The Council would like to work with the Administration to thoughtfully streamline aspects of the procurement process to encourage MWBEs to submit bids for capital contracts with the City. Parts of the City's procurement process are burdensome for the City agencies and contractors involved and should be reviewed to ensure that MWBEs are able to successfully navigate it and to be awarded an increased number of contracts.

## **Fiscal 2019 Executive Capital Budget and Commitment Plan**

The Capital Budget provides by agency and budget line, the required appropriations for Fiscal 2019 and the three-year capital program. The Capital Budget proposes new appropriations of \$9.4 billion for Fiscal 2019 and a total \$49.4 billion plan for Fiscal 2019-2022.

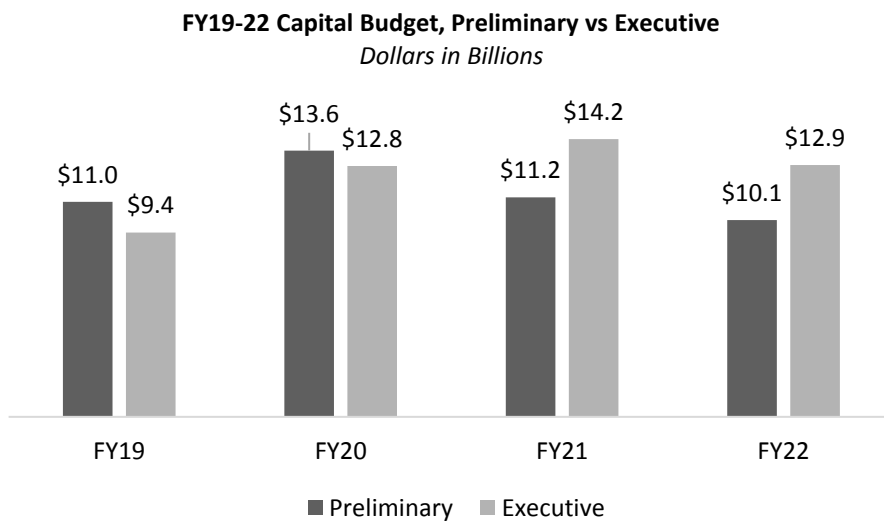
The Commitment Plan, which is a five-year spending plan, provides by agency and budget line appropriations for Fiscal 2018 and planned commitments. The Executive Commitment Plan includes \$82 billion in planned commitments for Fiscal 2018-2022. The Commitment Plan also shows, by

budget line, the total current contract liability, the total spending since introduction of the budget line, and commitments made during Fiscal 2018 through February. Planned commitments are scheduled across the five-year period at the project level.

The Executive Capital Budget is significantly less than the Executive Capital Commitment Plan because it does not include the appropriations for Fiscal 2018 or the amount of unspent funding that will be rolled into Fiscal 2019 in the Adopted Budget. At the adoption of the Fiscal 2018 Capital Budget, approximately \$29.1 billion rolled forward from Fiscal 2017 to 2018. There is currently a balance of \$39.8 billion in available appropriations in Fiscal 2018 and whatever is uncommitted at the end of the fiscal year in June will roll forward into Fiscal 2019 and will increase the Adopted Capital Budget accordingly.

### Capital Budget Overview

The Executive Capital Budget totals \$49.4 billion, with an average appropriation of \$12.4 billion for each year, to support capital programs at 28 city agencies. As shown in the chart below, the Executive Capital Budget has increased by \$3.5 billion, or eight percent, when compared to the Preliminary Capital Budget. This is due to increased planned appropriations of \$3 billion and \$2.8 billion in Fiscal 2021 and 2022, respectively. The Executive Capital Budget for Fiscal 2019 has decreased by \$1.6 billion compared to the Preliminary Capital Budget and the Executive Capital Budget for Fiscal 2020 has decreased by \$778 million compared to the Preliminary Capital Budget. Of the total Fiscal 2019-2022 Executive Capital Budget, \$46.7 billion, or 95 percent is City-financed, with the remaining \$2.7 billion expected to come from State, federal, and private grants.



### Capital Budget Structure

The Capital Budget provides the framework for capital spending by agency and presents a four-year plan for what appropriations the City anticipates will be needed for agencies to complete their capital projects. The Executive Capital Budget shows an estimate of the appropriations needed for each agency for each fiscal year, and the Adopted Capital Budget will show the actual appropriations for the current fiscal year and plan for the subsequent three years. Appropriations are the maximum amount that agencies are authorized to spend on the capital projects contained within each budget line. The table below shows the Fiscal 2019 Executive Capital Budget by agency and the funding summary.

**Citywide Capital Budget Financial Summary***Dollars in Thousands*

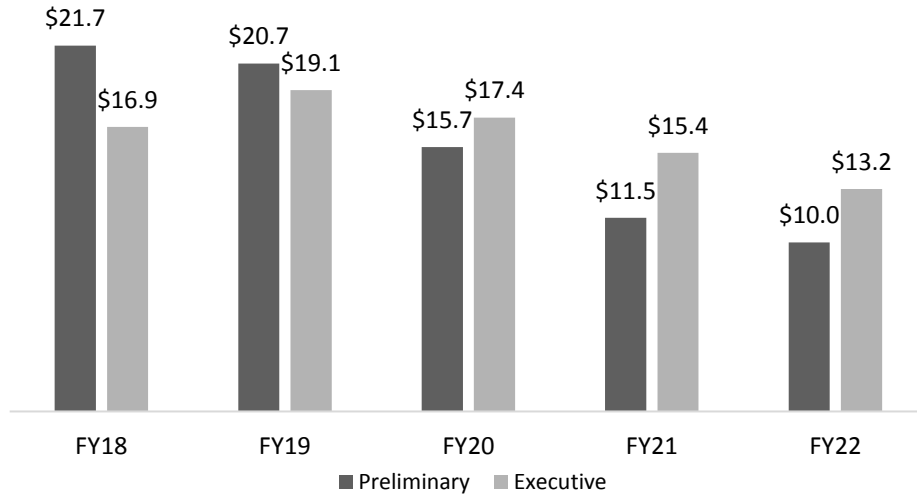
	FY19 Executive Budget				
	FY19	FY20	FY21	FY22	TOTAL
<b>Spending</b>					
Administration for Children's Services	\$12,652	\$42,847	\$9,680	\$25,279	\$90,458
Department for the Aging	-	5,897	3,245	4,713	13,855
Department of Citywide Administrative Services	409,279	1,245,025	1,439,983	1,017,392	4,111,679
Department of Correction	15,095	138,595	96,870	126,322	376,882
Department of Cultural Affairs	17,295	8,493	13,068	14,803	53,659
Department of Environmental Protection	1,014,108	2,819,548	2,742,597	3,575,419	10,151,672
Department of Health and Mental Hygiene	3,588	43,786	87,404	58,875	193,653
Department of Homeless Services	83,245	146,952	57,805	65,563	353,565
Department of Information Technology & Telecommunications	-	61,602	72,506	62,186	196,294
Department of Parks and Recreation	454,737	840,006	823,635	200,050	2,318,427
Department of Sanitation	390,471	627,783	241,303	327,096	1,586,653
Department of Small Business Services	135,483	548,999	918,136	478,906	2,081,524
Department of Transportation	1,052,315	2,213,771	3,112,718	2,792,598	9,171,401
Education	3,753,191	1,982,091	2,082,391	2,188,742	10,006,415
Fire Department	4,479	128,435	177,642	120,656	431,212
Health and Hospital Corporation	4,742	359,331	557,724	352,181	1,273,978
Housing Preservation and Development	1,137,367	1,143,399	1,304,487	1,317,413	4,902,665
Human Resources Administration	25,181	20,899	1,435	5872.16	53,387
Libraries	44,527	52,067	76,437	56,513	229,544
Police Department	217,089	384,180	358,913	64,478	1,024,660
Transit Authority	666,000	35,000	40,000	40,000	781,000
<b>TOTAL</b>	<b>\$9,440,844</b>	<b>\$12,848,705</b>	<b>\$14,217,979</b>	<b>\$12,895,057</b>	<b>\$49,402,584</b>
<b>Funding</b>					
City Funds	\$9,068,602	\$12,362,793	\$12,823,688	\$12,467,445	\$46,722,528
State	268,163	70,248	785,375	62,642	1,186,429
Federal - Other	89,199	399,059	597,847	353,907	1,440,013
Private	14,880	16,605	11,068	11,062	53,615
<b>TOTAL</b>	<b>\$9,440,844</b>	<b>\$12,848,705</b>	<b>\$14,217,979</b>	<b>\$12,895,057</b>	<b>\$49,402,584</b>

Of the \$49.4 billion in the Capital Budget, \$29.3 billion, or 60 percent, is allocated to three key departments: Environmental Protection, Education, and Transportation. While the Executive Capital Budget proposes a budget-line appropriation level and outyear plan for each agency, it does not provide detail on the projects the new appropriations would support. The accompanying Commitment Plan presents additional and necessary information related to the City's capital program.

## Commitment Plan Overview

The Executive Commitment Plan for Fiscal 2018-2022 provides a roadmap for how the City plans to spend a total of \$82 billion for the City's capital program. The average planned commitment total is approximately \$16.4 billion a year. The majority of the Commitment Plan, \$74.5 billion, is City-financed, with the remaining \$7.5 billion expected to come from State, federal, and private grants. Overall, the Commitment Plan shows growth of \$2.4 billion, or three percent, when compared to the Fiscal 2019 Preliminary Capital Commitment Plan total of \$79.6 billion. The chart below shows the variance between the Preliminary and Executive Commitment Plans by Fiscal Year; planned commitments in Fiscal 2018 and 2019 have decreased while planned commitments in Fiscal 2020-2022 have increased. Planned commitments for Fiscal 2018 total \$16.9 billion for agency capital programs, with \$15.2 billion in City funds.

**FY18-22 Capital Commitment Plan  
Preliminary vs Executive  
Dollars in Billions**



**Commitment Plan Structure**

The Commitment Plan shows how the City plans to spend the appropriations allocated in the Capital Budget. See the Council’s report on the Fiscal 2019 Preliminary Capital Budget and Commitment Plan for a more in-depth discussion of the Capital Commitment Plan’s structure:

<https://council.nyc.gov/budget/wp-content/uploads/sites/54/2018/03/FY19-Fiscal-2019-Preliminary-Capital-Budget-and-Commitment-Plan-Overview.pdf>.

The table below shows the Executive Commitment Plan by agency, including the respective five-year planned commitment amounts and the numbers of budget lines and project IDs. In general, project IDs represent an individual project, so they provide an approximate, though not exact, total number of projects each agency has in its capital plan. The agencies with the largest number of project IDs are Parks, Environmental Protection, Transportation, Department of Citywide Administrative Services, and Cultural Institutions.

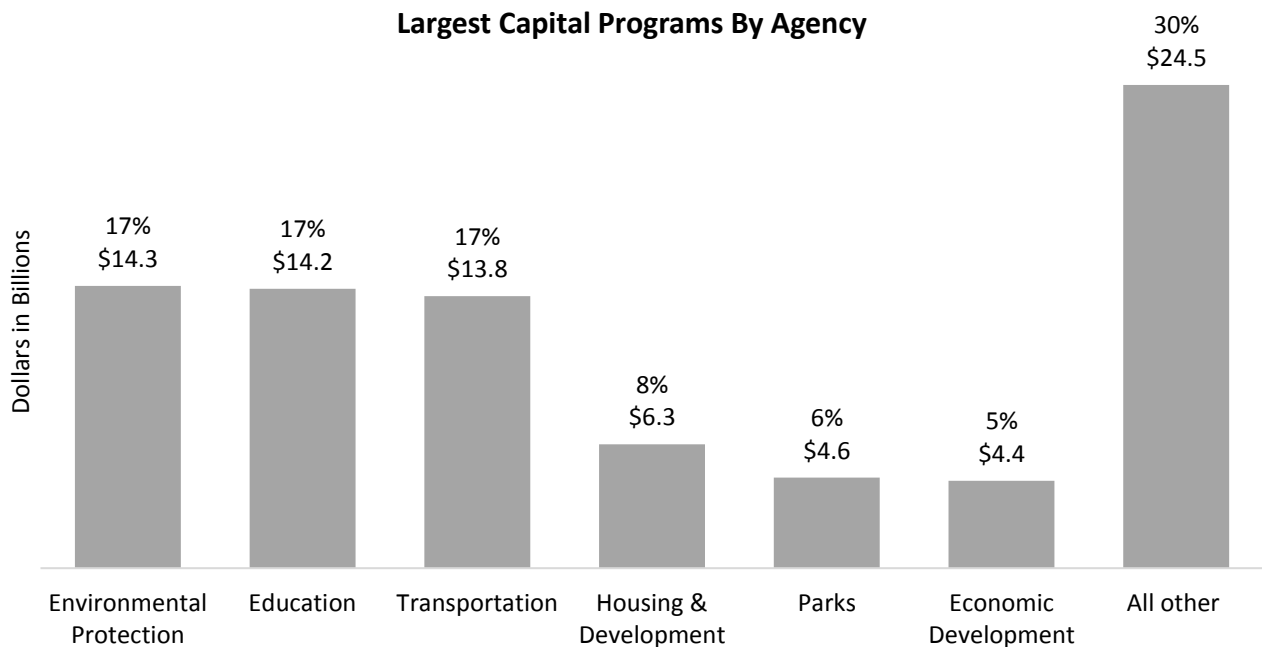
<b>Executive Capital Commitment Plan by Agency</b> <i>Dollars in Thousands</i>			
<b>Agency</b>	<b>FY18-22 Plan</b>	<b>Budget Lines</b>	<b>Projects IDs</b>
Admin For Children's Services	\$514,282	33	97
Brooklyn Public Library	310,389	6	183
Correction	2,112,701	10	134
Courts	1,247,227	26	94
Cultural Institutions	986,207	552	1,048
Department for the Aging	62,899	32	73
Department of Citywide Administrative Services	5,624,850	224	983
DoITT Equipment	511,830	2	66
Economic Development	4,425,430	77	513
Environmental Protection	14,292,302	67	1,785
Education	14,159,228	20	31
Fire	933,997	16	227
Health	567,068	127	399
Health & Hospitals Corp.	2,817,393	17	389
Higher Education	601,727	33	556



<b>Executive Capital Commitment Plan by Agency</b>			
<i>Dollars in Thousands</i>			
<b>Agency</b>	<b>FY18-22 Plan</b>	<b>Budget Lines</b>	<b>Projects IDs</b>
Homeless Services	553,029	12	201
Housing & Development	6,281,018	153	402
Housing Authority	1,474,998	7	304
Human Resources	248,817	54	125
MTA Bus Company	37,448	2	3
New York Public Library	459,823	13	328
New York Research Library	37,202	6	20
Parks	4,595,450	115	2,133
Police	1,972,103	23	360
Queens Public Library	345,223	5	234
Sanitation	2,246,318	14	154
Staten Island Railway	3,550	2	2
Transit Authority	805,391	6	8
Transportation	13,771,896	158	1,364
<b>Total</b>	<b>\$81,999,796</b>	<b>1,812</b>	<b>12,216</b>

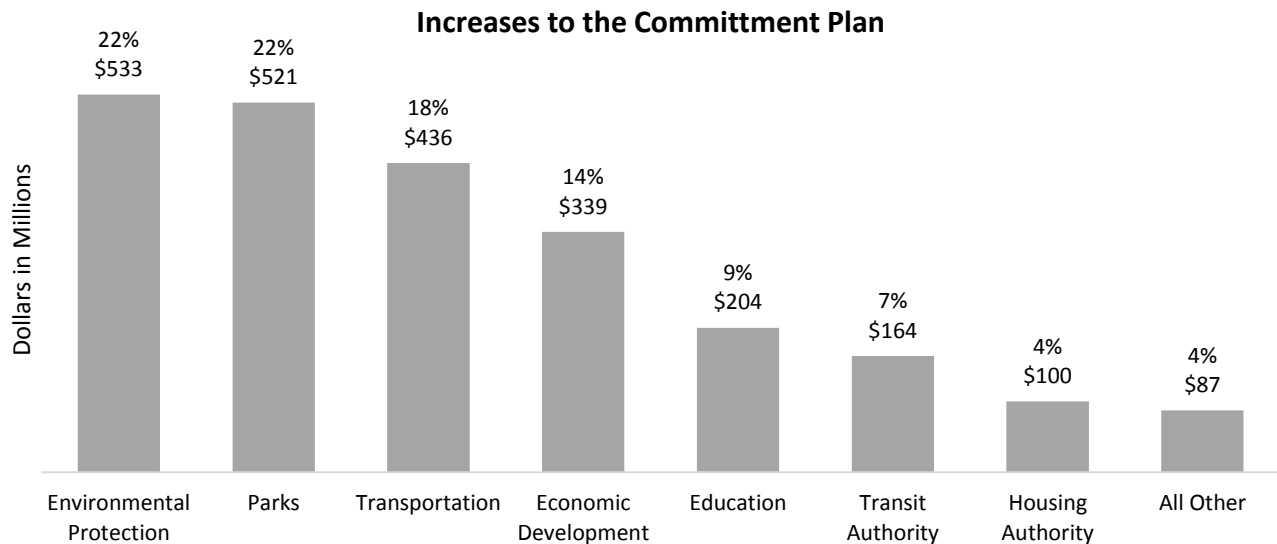
**Commitment Plan Highlights**

Six agencies account for approximately 70 percent of the total Commitment Plan, as shown by the chart below.



The Executive Capital Commitment Plan is \$2.4 billion larger than the Fiscal 2019 Preliminary Capital Commitment Plan released in February 2018. Approximately \$172 million is funding added by Borough Presidents to Fiscal 2019 through Section 211.

As shown below, 96 percent of the \$2.4 billion variance is due to increases at the following agencies: Environmental Protection, Parks, Transportation, Economic Development, Education, Transit Authority, and the New York City Housing Authority (NYCHA). Explanations for major variances are discussed on the following pages. Appendix A lists all variances by agency.



- **Environmental Protection.** The \$533 million increase to DEP’s Capital Commitment Plan includes:
  - \$129 million in Water Pollution Control for projects which improve the quality of the City’s waterways and ensure compliance with mandates imposed by the federal Clean Water Act;
  - \$250 million in Water Mains for projects which protect and upkeep the City’s source water supply and water distribution systems; and
  - \$108 million in Sewers for projects that replace existing sewers in areas requiring increased capacity, extending sewers to underserved areas, and replacing failing or collapsed sewer mains.
- **Parks.** The \$521 million increase to DPR’s Capital Commitment Plan includes:
  - \$50 million for a Staten Island Indoor Swimming Pool;
  - \$50 million for Hudson River Park Trust;
  - \$18 million for filter replacement at the Astoria Park Pool;
  - \$25 million for field turf repair Citywide;
  - \$47 million for Coney Island Beach Operations headquarters at West 25th Street; and
  - \$33 million for the installation of bollards to secure high-risk public spaces from attacks by vehicles.
- **Transportation.** The \$436 million increase to the DOT’s Fiscal 2018-2022 Capital Commitment Plan includes:
  - \$110.5 million for pedestrian ramps to ensure street corners are compliant with the Americans with Disability Act;
  - \$77 million for street reconstruction, of which \$36 million is for the reconstruction of Beach Channel Drive in Queens as part of Hurricane Sandy recovery;
  - \$75 million for the new TRANSNET wireless network;

- \$70 million for the installation of bollards to secure high-risk public spaces from attacks by vehicles; and
- \$38 million for projects related to the East Midtown Rezoning.
- **Economic Development.** The \$339 million increase in NYCEDC's Capital Commitment Plan is mostly due to investment in the Citywide Ferry Service.
- **Education.** The \$203 million increase in DOE's Capital Commitment Plan is largely due to \$125 million added in Fiscal 2019 for electrical upgrade projects related to providing air conditioning in all classrooms by 2022, and \$74 million added in Fiscal 2019 by the Borough Presidents.
- **MTA.** As mandated by the Fiscal 2019 State Enacted budget, the City is contributing an additional \$164 million in capital funding to the MTA.
- **NYCHA.** The \$100 million increase in NYCHA's Capital Commitment Plan includes an additional \$40 million over Fiscal 2019-2022 (\$10 million each year) for general capital improvements to NYCHA's infrastructure.
- **Housing Preservation and Development (HPD).** Though the overall variance in HPD's Capital Commitment Plan is small due to decreases in some planned commitments, an additional \$490.6 million in City capital funds are planned over Fiscal 2018-2022 to support the development and rehabilitation of permanent supportive housing with on-site social services pursuant to the terms outlined in HPD's Supportive Housing Loan Program (SHLP).

See the Council's report on the Preliminary Capital Budget and Commitment plan for additional details on significant capital projects: <https://council.nyc.gov/budget/wp-content/uploads/sites/54/2018/03/FY19-Fiscal-2019-Preliminary-Capital-Budget-and-Commitment-Plan-Overview.pdf>.

## Financing and Debt Service

The City's financing plan and debt service budget reflect expectations of anticipated capital spending and so bear some relationship to the City's capital plan. Once a capital project is executed and the resultant contracts are liquidated, bonds are sold to offset these costs and a payment schedule is set up based on the length of the term that the bonds were sold for. An excessive Capital Commitment Plan and Budget has an effect on the debt service forecasting for the outyears as planning must be done as if the City will execute its plan.

The Fiscal 2019 Executive Plan estimates \$50.6 billion in long-term borrowing between Fiscal 2018-2022 to pay for the Commitment Plan. This is slightly lower than the \$51.2 billion projected in the Preliminary Plan. The City's borrowing strategy is a function of numerous factors, including but not limited to the conditions of the financial market, the City's project schedule, and cash flow considerations. A summary of the financing plan is shown in the table below.

**Summary of Capital Financing Plan - Fiscal 2019 Executive Financial Plan***Dollars in Millions*

	FY18	FY19	FY20	FY21	FY22
<b>Financing Plan</b>					
General Obligation Bonds	\$3,300	\$4,000	\$4,270	\$4,850	\$5,070
Transitional Finance Authority Bonds <sup>(1)</sup>	3,540	2,800	4,270	4,850	5,070
Water Authority Bonds	1,674	1,479	1,641	1,695	2,089
<b>Total</b>	<b>\$8,514</b>	<b>\$8,279</b>	<b>\$10,181</b>	<b>\$11,395</b>	<b>\$12,229</b>
<b>Debt Outstanding</b>					
GO Bonds	\$38,628	\$40,552	\$42,560	\$45,138	\$47,769
TFA Bonds <sup>(1)</sup>	35,336	36,784	39,656	43,018	46,498
Other Debt <sup>(2)</sup>	2,355	2,259	2,144	2,026	1,905
<b>Total</b>	<b>\$76,319</b>	<b>\$79,595</b>	<b>\$84,360</b>	<b>\$90,182</b>	<b>\$96,172</b>
Water Authority Bonds	30,188	31,306	32,544	33,822	35,483
<b>Debt Financing Burden (excludes Water Debt)</b>					
Debt Outstanding/NYC Personal Income	13.0%	13.0%	13.2%	13.6%	13.9%

1) TFA Bonds do not include Building Aid Revenue Bonds issued for education capital purposes which are secured by Building Aid revenues from the State

2) Includes Conduit Debt and the Tobacco Settlement Asset Securitization Corporation (TSASC).

The City's debt issuance remains well below the City's constitutional debt limit of \$98.2 billion, which is forecasted to grow sufficiently to accommodate new borrowing in the financing plan.<sup>1</sup> The City's bonds continue to be well received by the markets, and all of its issuing authorities have maintained AA ratings or better by Moody's, Standard & Poor's, and Fitch.

While the City enjoys a strong cushion on its debt limit and favorable credit ratings on its bonds, there are factors to monitor. The City's debt service is projected to rise as a percentage of City revenues. The City also has an above-average debt burden per capita compared to other cities.<sup>2</sup>

**Summary of Debt Service Payments - Fiscal 2019 Executive Financial Plan***Dollars in Millions; Before Prepayments*

	FY18	FY19	FY20	FY21	FY22
<b>Debt Service</b>					
GO Bonds	\$3,857	\$4,012	\$4,345	\$4,506	\$4,851
TFA Bonds <sup>(1)</sup>	2,135	2,802	3,015	3,247	3,607
Other Debt <sup>(2)</sup>	312	220	232	232	225
<b>Total</b>	<b>\$6,304</b>	<b>\$7,034</b>	<b>\$7,592</b>	<b>\$7,985</b>	<b>\$8,683</b>
<b>Debt Service Burden</b>					
Debt Service/Total Taxes	10.7%	11.6%	12.0%	12.2%	12.9%

1) TFA Bonds do not include BARBs.

2) Includes Conduit Debt and the Tobacco Settlement Asset Securitization Corporation (TSASC).

The Executive Plan includes \$180.5 million in debt service savings for Fiscal 2018, primarily from re-estimates of debt service costs related to the City's variable-rate bonds and the retention of state building aid revenues by the Transitional Finance Authority (TFA). These savings are in addition to

<sup>1</sup> New York City Comptroller, *Fiscal Year 2018 Annual Report on Capital Debt and Obligations*, December 2017.

<sup>2</sup>*Id.*

savings found in the November and Preliminary Plans, which for Fiscal 2018 included a combined \$144.3 million.

The City's surplus roll, held in the Budget Stabilization Account for the prepayment of future years' debt service costs, grew from \$2.6 billion in the Preliminary Plan to \$3.7 billion in the Executive Plan. In Fiscal 2017, the surplus roll was \$4.2 billion.

## APPENDIX A: FY18-FY22 Capital Commitment Plan Executive Budget vs. Preliminary

<b>FY18-FY22 Capital Commitment Plan Executive Budget vs. Preliminary</b>			
<b>Agency</b>	<b>Exec FY18-22</b>	<b>Prelim FY18-22</b>	<b>Variance</b>
Admin for Children's Services	\$514,282	\$508,772	\$5,510
Brooklyn Public Library	310,389	308,565	1,824
Correction	2,112,701	2,112,701	0
Courts	1,247,227	1,248,631	(1,404)
Cultural Institutions	986,207	984,630	1,577
Dep Equipment	530,666	482,638	48,028
Department for The Aging	62,899	62,900	(1)
DOITT Equipment	511,830	511,830	0
Economic Development	4,425,430	4,086,545	338,885
Equipment and Financing Costs	3,828,443	3,716,708	111,735
Education	14,159,228	13,955,522	203,706
Ferries & Aviation	416,607	395,716	20,891
Fire	933,997	933,622	375
Health	567,068	568,305	(1,237)
Health & Hospitals Corp.	2,817,393	3,050,359	(232,966)
Higher Education	601,727	590,027	11,700
Highway Bridges	5,836,662	5,832,905	3,757
Highways	5,179,548	4,866,590	312,958
Homeless Services	553,029	552,947	82
Housing & Development	6,281,018	6,261,201	19,817
Housing Authority	1,474,998	1,375,228	99,770
Human Resources	248,817	222,827	25,990
MTA Bus Company	37,448	37,448	0
New York Public Library	459,823	458,113	1,710
New York Research Library	37,202	37,265	(63)
Parks	4,595,450	4,074,159	521,291
Police	1,972,103	1,972,092	11
Public Buildings	1,671,026	1,583,116	87,910
Queens Borough Pub. Lib.	345,223	345,039	184
Real Property	125,381	125,381	0
Sanitation	2,246,318	2,191,952	54,366
Sewers	3,413,766	3,305,681	108,085
Staten Island Rapid Transit	3,550	3,550	0
Traffic	569,203	487,771	81,432
Transit Authority	805,391	641,391	164,000
Transportation Equipment	166,155	153,110	13,045
Water Mains	3,310,692	3,060,586	250,106
Water Pollution Control	5,093,529	4,964,089	129,440
Water Supply	1,943,649	1,946,555	(2,906)
Waterway Bridges	1,603,721	1,599,590	4,131
<b>TOTAL</b>	<b>\$81,999,796</b>	<b>\$79,616,057</b>	<b>\$2,383,739</b>

## APPENDIX B: Executive Budget Lines with 50 or more Projects

BUDGET LINE	BUD LINE TITLE	PROJECTS
P -1018	PARK IMPROVEMENTS, ALL BOROUGHES.	671
WM-0001	WATER MAIN EXTENSIONS, CITYWIDE	344
PU-0025	ENERGY EFFICIENCY AND SUSTAINABILITY	189
HA-D001	HOUSING AUTHORITY CITY COUNCIL CAPITAL SUBSIDIES	185
HO-0214	HOSPITALS, IMPROVEMENTS	173
P -D018	MISCELLANEOUS PARKS, PARKWAYS, PLAYGROUNDS AND STRUCTURES: MANHATTAN	171
HW-0200	SIDEWALK CONSTRUCTION	169
P -D017	MISCELLANEOUS PARKS, PARKWAYS, PLAYGROUNDS, AND STRUCTURES: BKLYN	162
WP-0169	COMBINED SEWER OVERFLOW ABATEMENT FACILITIES, CITYWIDE	152
P -D019	MISCELLANEOUS PARKS, PARKWAYS, PLAYGROUNDS AND STRUCTURES: QUEENS	147
ED-0075	ACQUISITION, SITE DEVELOPMENT, CONSTRUCTION & RECONSTRUCTION, CITYWIDE	143
HN-D300	CONSTRUCTION AND IMPROVEMENTS TO CUNY SENIOR COLLEGE BLDGS, CITYWIDE	141
HO-D003	HOSPITALS, CITYWIDE	130
WP-0112	RECONSTRUCTION OF WATER POLLUTION CONTROL PROJECTS	129
PO-0079	IMPROVEMENTS TO POLICE DEPARTMENT PROPERTY, CITYWIDE	120
WM-0030	IMPROVEMENTS TO STRUCTURES INCL. EQUIP. ON WATER SHEDS OUTSIDE CITY.	114
PW-0077	PUBLIC BUILDINGS & OTHER CITY PURPOSES, CITYWIDE	109
LN-0008	CONS, SITE AQUISITION AND F&E FOR NYPL FACILITIES CITYWIDE	108
PU-0016	PURCHASE OF ELECTRONIC DATA PROCESSING SOFTWARE, HARDWARE AND INFRA.	108
LN-D008	CONS, SITE ACQUISITION, EQUIPMENT FOR NYPL	103
HH-0112	CONGREGATE FACILITIES FOR HOMELESS SINGLE ADULTS	97
C -0075	CORRECTION FACILITIES, CONSTRUCTION, RECONS & IMPROVEMENTS, CITYWIDE	96
P -D021	MISC PARKS, PARKWAYS, PLAYGROUNDS AND STRUCTURES: BRONX	96
LQ-0122	IMPROVEMENT OF BRANCHES INCLUDING FURNITURE AND EQUIPMENT, QUEENS	93
SE-0002Q	CONSTRUCTION AND RECONSTRUCTION OF SANITARY AND COMBINED SEWERS, QNS.	93
S -0136	GARAGES AND OTHER FACILITIES, IMPROVEMENTS	88
HN-0206	CONSTRUCTION AND IMPROVEMENTS TO CUNY COMMUNITY COLLEGES, CITYWIDE	87
P -Q245	MISCELLANEOUS PARKS, PLAYGROUNDS, CONSTRUCTION, RECONSTRUCTION, QUEENS	87
TF-0002	TRAFFIC INSTALLATIONS FOR BRIDGE, HIGHWAY & STREET PROJECTS, CITYWIDE	87
LQ-D122	CON, RECON, IMPVTS, ACQ, OUTFIT AND EQUIP, BRANCH LIBRARIES, QNS	85
SE-0200Q	CONSTRUCTION & RECONSTRUCTION OF STORM SEWERS, QUEENS	82
F -0175	FACILITY IMPROVEMENTS, CITYWIDE	80
LB-D104	CON, RECON, IMPVTS, ACQ, OUTFIT AND EQUIP, BRANCH LIBRARIES, BKLYN	79
EP-0007	MANDATED PAYMENTS FOR PRIVATE GAS UTILITY RELOCATION, DEP, CITYWIDE	78

BUDGET LINE	BUD LINE TITLE	PROJECTS
HN-D004	CONSTRUCTION AND IMPROVEMENTS TO CUNY COMMUNITY COLLEGES, CITYWIDE	76
LB-0104	CONSTRUCTION, SITE ACQUISITION AND F&E TO BRANCH LIBRARIES, BROOKLYN	76
P -0822	STREET AND PARK TREE PLANTING, CITYWIDE	75
SE-0200R	CONSTRUCTION & RECONSTRUCTION OF STORM SEWERS, STATEN ISLAND	68
SE-0002K	CONSTRUCTION & RECONSTRUCTION OF SANITARY & COMBINED SEWERS, BROOKLYN	67
PO-0187	PURCHASE OF NEW EQUIPMENT FOR POLICE DPT. USE	66
WM-0006	TRUNK MAIN EXTENSIONS AND IMPROVEMENTS TO PUMPING STATIONS & BLDGS.	65
P -M245	MISCELLANEOUS PARKS, PLAYGROUNDS, CONSTRUCTION, RECONSTRUCTION, MAN.	64
SE-0002R	CONST. & RECONST. OF SANITARY & COMBINED SEWERS, STATEN ISLAND	64
HW-0001Q	CONSTRUCTION & RECONSTRUCTION OF HIGHWAYS, ETC., QUEENS	62
HL-0082	IMPROVEMENTS TO HEALTH FACILITIES, CITYWIDE	61
TF-0502	STREET LIGHTING DRAW DOWN, CITYWIDE	60
HH-0115	CONGREGATE FACILITIES FOR HOMELESS FAMILIES	59
HA-0001	HOUSING AUTHORITY CITY CAPITAL SUBSIDIES	58
HB-0215	IMPROVEMENTS TO HIGHWAY BRIDGES & STRUCTURES, CITYWIDE.	57
PO-0185	VEHICLES OF AT LEAST \$35,000 AFTER NOVEMBER 1, 1999	57
PV-0467	CONSTRUCTION, IMPROVEMENTS, ACQUISITION, ALL CULTURAL INSTITUTIONS	57
ED-0409	MODERNIZATION, RECONSTRUCTION, PIERS, CITYWIDE	55
P -K011	MISCELLANEOUS PARKS, PLAYGROUNDS, CONSTRUCTION, RECONSTRUCTION, BRKLYN	53
HN-D002	CONSTRUCTION AND IMPROVEMENTS TO CUNY COMMUNITY COLLEGES, CITYWIDE	52
P -X245	MISC PKS, PLAYGROUNDS, CONSTRUCTION, RECONSTRUCTION, THE BRONx	52
PW-0326	IMPROVEMENTS TO LONG TERM LEASED FACILITIES, CITYWIDE.	51